

PIV

CE<sub>1309</sub>

PIV Prüfinstitut Schlösser und Beschläge Velbert  
Wallstraße 41 – D 42551 Velbert  
Institutsleitung: Hans-Jürgen Kirchhoff, Dipl.-Ing.  
Notified Body acc. to CPD, Reg.-No. 1309  
Tel 0049-2051- 95 06 5  
Fax 0049-2051-9506 69  
Mail: [technik@piv-velbert.de](mailto:technik@piv-velbert.de)

## EC-CERTIFICATE OF CONFORMITY

### Certificate

**1309 – CPD - 0039**

In compliance the Directive 89/106/EEC of the Council of European Communities of 21 December 1988 on the approximation of laws, regulations and administrative provisions of the Member States relating to the construction products (Construction Products Directive - CPD), amended by the Directive 93/68/EEC of the Council of European Communities of 22 July 1993, it has been stated that the construction product

### DORMA Motice locks

Variations see enclosure 1\*

placed on the market by

**DORMA GmbH + Co. KG**  
D-58246 Ennepetal

and produced in the factory

< plant 09/ VE33.0039.01 >  
< plant 11/ VE33.0039.02 >

is submitted by the manufacturer to a factory production control *and to the further testing of samples taken at the factory in accordance with a prescribed test plan* and that the notified body - < PIV > - has performed the initial type-testing for the relevant characteristics of the product, the initial inspection of the factory and of the factory production control and performs the continuous surveillance, assessment and approval of the factory production control and an audit-testing of samples taken at the factory, on the market or at the construction site.

This certificate attests that all provisions concerning the attestation of conformity and the performances described in the Annex ZA of the standard

### EN 12209:2003 (D)

Classification code of products and the designated use


See enclosure 1\*


(\* the latest version has to be paid attention)

were applied and that the product fulfils all the prescribed requirements.

This certificate was first issued on < 16.02.2006 > and remains valid as long as the conditions laid down in the harmonised technical specification in reference or the manufacturing conditions in the factory or the FPC itself are not modified significantly.

< Velbert, 28<sup>th</sup> 06. 2006 >



  
Hans-Jürgen Kirchhoff  
Dipl.-Ing.  
Manager of NB  
Authorized signature

	PIV Prüfinstitut Schlösser und Beschläge Velbert Wallstraße 41 – D 42551 Velbert Institutsleitung: Hans-Jürgen Kirchhoff, Dipl.-Ing. Notified Body acc. to CPD, Reg.-No. 1309 Tel 0049-2051- 95 06 5 Fax 0049-2051-9506 69 Mail: <a href="mailto:technik@piv-velbert.de">technik@piv-velbert.de</a>
---	---

Enclosure 1

The following intended use applies to all following locks:

Intended use: The locks are suitable for the use on fire resistance doors, reference fire report 144545, Warrington Fire Research Centre


**Typenbezeichnung / type:** DORMA 752-F  
**Beschreibung / description:** Einsteckschloss PZW, Falle und Riegel aus Stahl, mit Wechsel, Riegelausschluss 2-tourig 20mm, 8mm Stahlflügelnuss.  
**Stulp / forend:** 20mm, 24mm  
**Dornmaß / backset:** 55mm  
**Entfernung / distance:** 72mm  
**Klassifikation / classification:** 2 H 8 1 0 G 2 B C 2 0  
**Bemerkung / remark:** ---

**Typenbezeichnung / type:** DORMA 790-F, BAD/WC  
**Beschreibung / description:** Einsteckschloss BAD/WC, Falle und Riegel aus Stahl, Riegelausschluss 1-tourig 10mm, 8mm Stahlflügelnuss.  
**Stulp / forend:** 20mm, 24mm  
**Dornmaß / backset:** 55mm  
**Entfernung / distance:** 78mm  
**Klassifikation / classification:** 2 H 8 1 0 G 1 K G 2 0  
**Bemerkung / remark:** ---

**Typenbezeichnung / type:** DORMA 515-F  
**Beschreibung / description:** Einsteck-Fallenschloss, Falle aus Stahl, 8mm Stahlflügelnuss.  
**Stulp / forend:** 20mm, 24mm  
**Dornmaß / backset:** 55mm  
**Entfernung / distance:** ---  
**Klassifikation / classification:** 2 H 8 1 0 G 2 B 0 2 0  
**Bemerkung / remark:** ---

**Typenbezeichnung / type:** DORMA 532-F  
**Beschreibung / description:** Einsteck-Riegelschloss PZ, Riegel aus Stahl, Riegelausschluss 2-tourig 20mm.  
**Stulp / forend:** 20mm, 24mm  
**Dornmaß / backset:** 55mm  
**Entfernung / distance:** 72mm  
**Klassifikation / classification:** 2 C 8 1 0 G 2 B C 2 0  
**Bemerkung / remark:** ---

**Typenbezeichnung / type:** DORMA 151-F  
**Beschreibung / description:** Objektschloss PZW, Falle und Riegel aus Messing, mit Wechsel, Riegelausschluss 2-tourig 20mm, 8mm Spezialklemmnuss.  
**Stulp / forend:** 20mm, 24mm  
**Dornmaß / backset:** 55mm, 60mm  
**Entfernung / distance:** 72mm  
**Klassifikation / classification:** 3 H 8 1 0 G 2 B C 2 0  
**Bemerkung / remark:** ---



 <b>PIV</b> * *	<b>CE</b> <sub>1309</sub>	PIV Prüfinstitut Schlösser und Beschläge Velbert Wallstraße 41 – D 42551 Velbert Institutsleitung: Hans-Jürgen Kirchhoff, Dipl.-Ing. Notified Body acc. to CPD, Reg.-No. 1309 Tel 0049-2051- 95 06 5 Fax 0049-2051-9506 69 Mail: <a href="mailto:technik@piv-velbert.de">technik@piv-velbert.de</a>
--	---------------------------	---

**Typenbezeichnung / type:** DORMA 191-F, BAD/WC  
**Beschreibung / description:** Objektschloss BAD/WC, Falle aus Messing, Riegelausschluss 1-tourig 10mm, 8mm Spezialklemmnuss.  
**Stulp / forend:** 20mm, 24mm  
**Dornmaß / backset:** 55mm, 60mm  
**Entfernung / distance:** 78mm  
**Klassifikation / classification:** 3 H 8 1 0 G 1 K G 2 0  
**Bemerkung / remark:** ---

**Typenbezeichnung / type:** DORMA 115-F  
**Beschreibung / description:** Objekt-Fallenschloss, Falle aus Messing, 8mm Spezialklemmnuss.  
**Stulp / forend:** 20mm, 24mm  
**Dornmaß / backset:** 55mm, 60mm  
**Entfernung / distance:** ---  
**Klassifikation / classification:** 3 H 8 1 0 G 2 B 0 2 0  
**Bemerkung / remark:** ---

**Typenbezeichnung / type:** DORMA 116-F  
**Beschreibung / description:** Objekt-Fallenschloss PZW, Falle aus Messing, mit Wechsel, 8mm Spezialklemmnuss.  
**Stulp / forend:** 20mm, 24mm  
**Dornmaß / backset:** 55mm, 60mm, 65mm, 70mm, 80mm  
**Entfernung / distance:** 72mm  
**Klassifikation / classification:** 3 H 8 1 0 G 2 B C 2 0  
**Bemerkung / remark:** ---

**Typenbezeichnung / type:** DORMA 132-F  
**Beschreibung / description:** Objekt-Riegelschloss PZ, Riegel aus Messing, Riegelausschluss 2-tourig 20mm, 8mm Spezialklemmnuss.  
**Stulp / forend:** 20mm, 24mm  
**Dornmaß / backset:** 55mm, 60mm  
**Entfernung / distance:** ---  
**Klassifikation / classification:** 3 C 8 1 0 G 2 B C 0 0  
**Bemerkung / remark:** ---

No objections are existing of assembling the following striking plates with the above mentioned locks:

**Typenbezeichnung / type:** DORMA 020  
**Beschreibung / description:** Lappenschließblech

**Typenbezeichnung / type:** DORMA 021  
**Beschreibung / description:** Kurzschließblech

**Typenbezeichnung / type:** DORMA 023  
**Beschreibung / description:** Kurzschließblech mit Lappen

