PART No.

PROJECT:	
DESIGNED:	
CHECKED:	
APPROVED:	
DRAWN:	L.R.HAJDU
SCALE:	1:2 1:50
DATE:	22-10-2008

◎ WITHIN 0.01, ANY DIAMETER TO CENTER LINE

⊥ WITHIN 0.01, ANY FACE TO CENTER LINE

ALL DIMENSIONS IN MILLIMETRES UNLESS OTHERWISE SPECIFIED

TOLERANCES : ±0.1 UNLESS OTHERWISE SPECIFIED

MACHINING SURFACE FINISH : 3.2 UNLESS OTHERWISE SPECIFIED

HEAT TREATMENT: NIL

REMOVE ALL BURRS, SHARP CORNERS AND PROCESSING RESIDUE DRAWN TO AS1100 DIMENSIONS IN MILLIMETRES

DO NOT SCALE

DORMA
46 ABBOTT ROAD, HALLAM
VICTORIA 3803
PO BOX 1035
NARRE WARREN 3805
AUSTRALIA
FAX:- (03) 9796 3767
PHONE:- (03) 9796 4111
WEB SITE:- www.dorma.com.au
DORMA Automatics Pty. Ltd.

DORMA Automatics Pty. Ltd.
INFORMATION SHOWN ON THIS DRAWING MAY ORIGINATE FROM OUTSIDE THE COMPANY. NO MANUFACTURE OR RE-SOURCING SHOULD BE MADE WITHOUT PRIOR CONSULTATION WITH THE MANAGER, ENGINEERING SERVICES.

THIS DOCUMENT CONTAINS CONFIDENTIAL INFORMATION WHICH MUST NOT BE COPIED WHOLLY OR IN PART, NOR DISCLOSED TO ANY PERSON WITHOUT OUR PRIOR AUTHORITY IN WRITING.
© DORMA Automatics Pty. Ltd. 2002.

DISCLAIMER:-
ALL ILLUSTRATIONS AND SPECIFICATIONS PRESENTED IN THIS DRAWING ARE A GUIDE ONLY FOR THE INSTALLATION OF DORMA AUTOMATIC DOOR OPERATORS, THESE ARE BASED ON THE LATEST PRODUCT INFORMATION AVAILABLE AT THE TIME. FOR ALL CASES, CALCULATIONS FOR THE STRUCTURAL PERFORMANCE AND SITE CONDITIONS MUST BE COMPLETED BY A QUALIFIED STRUCTURAL ENGINEER.

GENERAL NOTES:

ELEVATION
SCALE 1:50

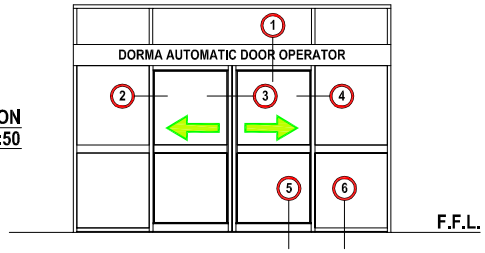

EL301 DORMA AUTOMATIC DOOR OPERATOR

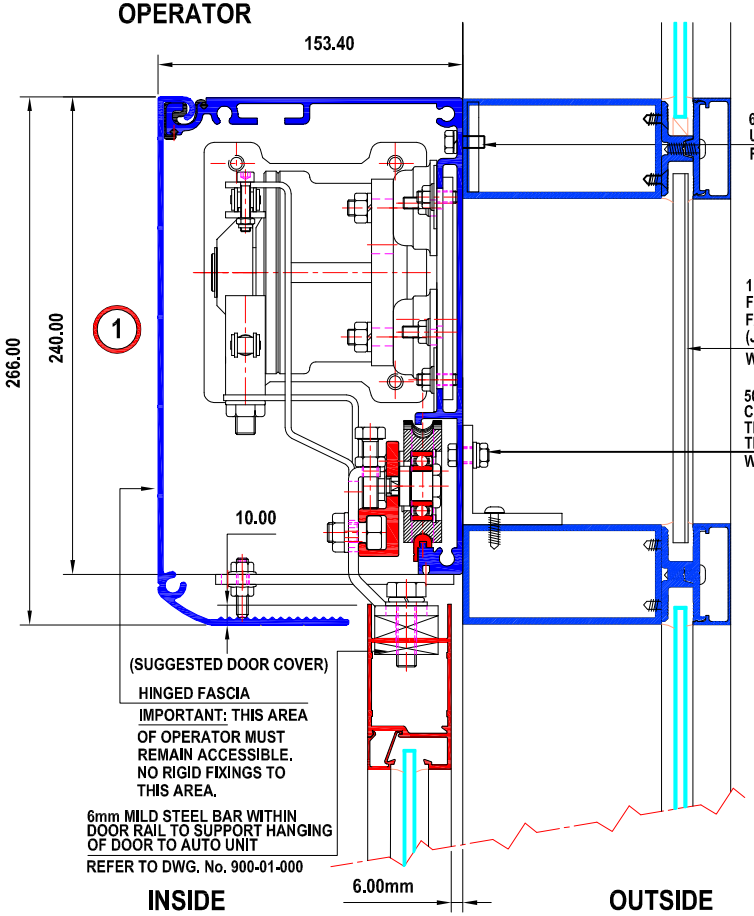

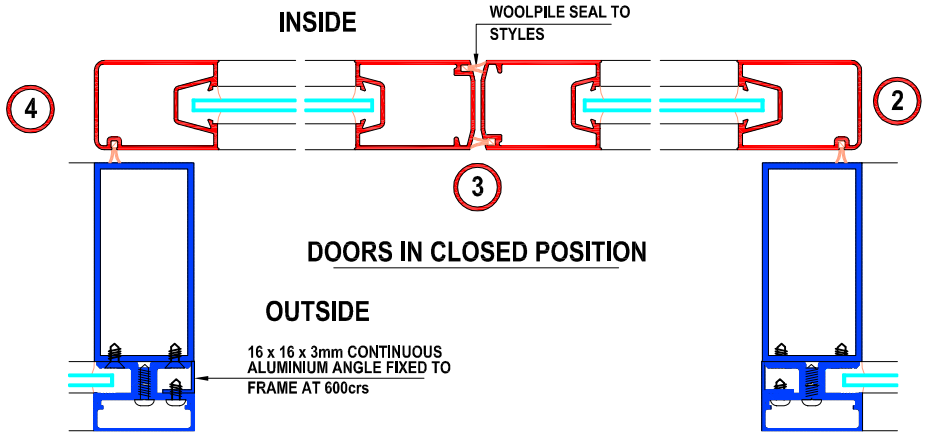

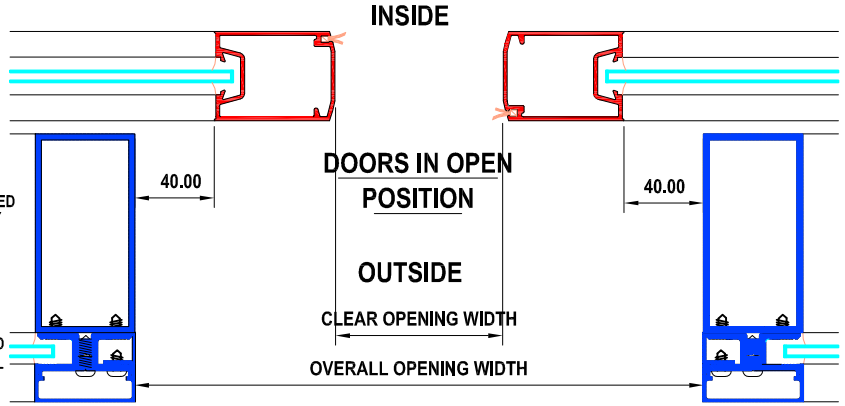

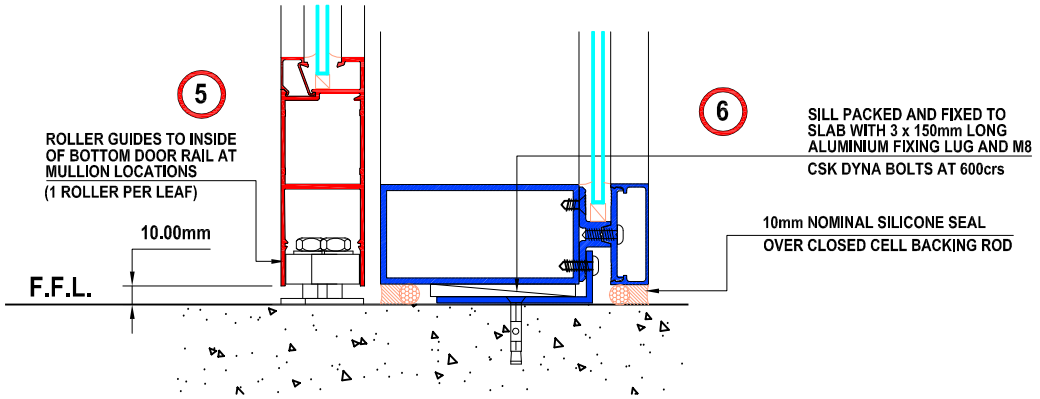

REVISION	ZONE	ITEM	DATE	AMENDMENT	CHECKED	APPROVED

ITEM	QTY.	DESCRIPTION	PART No.	DRG. No.

MATERIAL: 1

FINISH: 1

TITLE: EL301 SERIES AUTOMATIC DOOR OPERATOR - SA1 CONDITION
100mm ST. KILDA SERIES FRAME AND SUPERLINE SERIES DOOR DETAILS

A2

DRG. No: 1A2-01-123

REV.