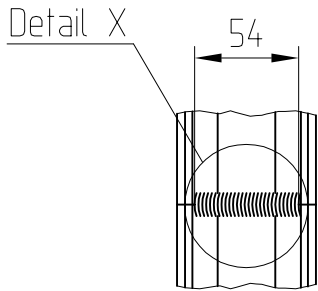
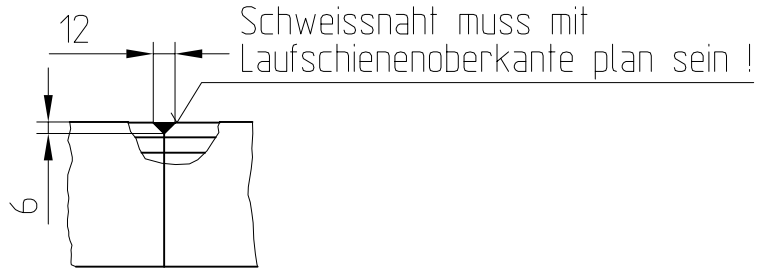
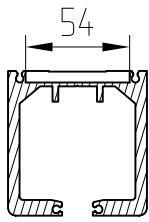
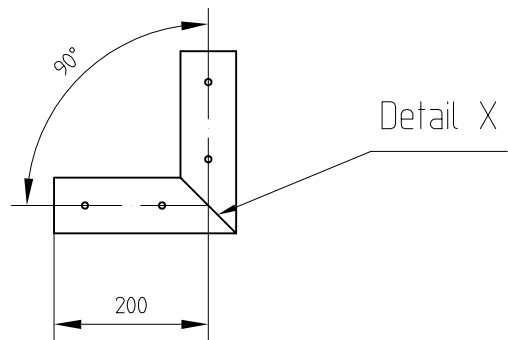
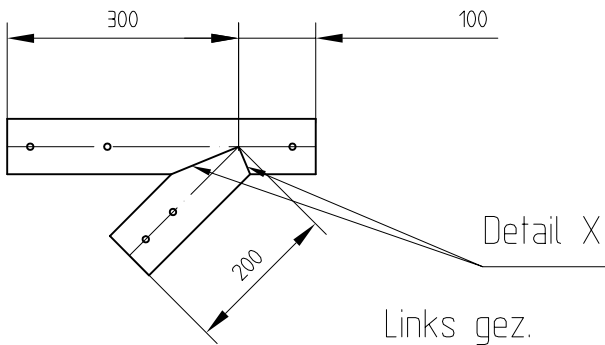


Schweissangaben für die HSW-Module



135°-Bahnhofseinlauf
 Z-Nr.: 8.15.241.003.50 Links Art.-Nr. 15-570
 Z-Nr.: 8.15.241.004.50 Rechts Art.-Nr. 15-571

L-Stück
 Z-Nr.: 8.15.241.005.50 Art.-Nr. 15-574



T-Stück
 Z-Nr.: 8.15.241.007.50 Art.-Nr. 15-573

