

# RCI Electronic Access Controls

An overview of dormakaba products



# Table of Contents

<b>Electromagnetic Locks</b>	8310 MultiMag®	7
	8320 MultiMag®	7
	8310-IQ IntelliMag®	8
	8320-IQ IntelliMag®	8
	DE8310 Delayed Egress	9
	171HD Magnetic Lock	10
	8360 Mortise MiniMag®	11
	8365 Mortise MicroMag®	11
	8371 Surface MiniMag®	12
	8372 Surface MiniMag®	12
	8375 Surface MicroMag®	13
	8380 GateMag®	13
	Accessories	14
	Building Code Signs	17
	<b>Electric Strikes</b>	Cross Reference
0161 3/4" Semi-Mortise Rim Strikes		20
0162 3/4" Surface Mount Rim Strikes		21
0163 1/2" Surface Mount Rim Strikes		22
F1114 Centerline Strikes		23
F1119 Centerline Strikes		23
F2164/2364 All-In-One Strikes		24
4 Series Centerline Strikes		25
6 Series Centerline Strikes		26
7 Series Centerline Strikes		27
12C Compact Strike		28
VR165 Vertical Rod Strike		28
VR166 Vertical Rod Strike		29
Modular Strike Inserts		30
Modular Strike Faceplates		31
Accessories		32
Frame & Lock Type Reference Guide		34
<b>Keypads &amp; Readers</b>		RCI 125 kHz Readers
	RCI 125 kHz Credentials	37
	RCI 13.56 MHz Readers	38
	RCI 13.56 MHz Credentials	39
	RCI 9212 / 9212iLW	40
	9320 & 9321 Reader + Controller	41
	RCI Receivers & Transmitters	42
	9322 Reader + Controller	43
9323 Reader + Controller	43	

**Switches**

906 Handicap Pushbutton	46
908 Exit Pushbutton	46
916 Tamper-Resistant Handicap Pushbutton	47
918 Tamper-Resistant Exit Pushbutton	47
990 Oversized Tamper-Resistant Pushbutton	48
991 Pneumatic Time Delay Pushbutton	49
919 Rotary Release Pushbutton	50
920 Emergency Release Keyswitch/Pushbutton	50
917 Easy Touch Pushbutton	51
972 All-In-One Illuminated Pushbutton	51
970 Illuminated Exit Pushbutton	52
975 Illuminated Exit Pushbutton	52
980 Economy Pushbutton	53
903 Audible Alert	53
960 Tamper-Resistant Keyswitch	54
904P Emergency Pull Station	55
913 Microwave Motion switch	55
909 Rocker Switch	55
914 Sounder	55
915 Passive Infrared	56
915AFI Active Focused Infrared	56
946 Square Push Plate	57
950 Round Push Plate	57
T2T Touch to Touchless Conversion Module	58
946T Short range Touchless Activator	59
950T Short range Touchless Activator	59
IL06 Barrier-Free Controller	60
910TC Touchless Switch	61
912 Series Battery Powered Touch-Free Actuators	62
940 Rectangular Push Plate	63
941 Mullion Push Plate	64
9LP36 Low Profile Push Plate	65
9RCT433 Transmitters	65
9DRCR433 Receivers	65
9500/9501 Mortise Pin Transfers	66
9507/9509 Flex Loops	66
9520 Series Electrified Hinges	66
9512/9513 Bridge Cables	67
9530 Balanced Magnetic Contact DPS	67
9540 Recessed Magnetic Contact DPS	67
Accessories	68

<b>Specialty Locks</b>	YG80 Electronic Heavy-Duty Lock	70
	YD30 Electronic Side Lock	70
	3590 Lock 'N' Prox	71
	3510LM Electromechanical Cabinet Lock	72
	3513 Electromechanical Cabinet Lock	73
	3525 Electromechanical Rack Handle Lock Series	73
	MEM4400 Compact Electromechanical Lock	74
	S2500A Mini Electromagnetic Lock	74
	EM-MAG1500 Compact Electromechanical Lock	75
	MEM2400 Compact Electromechanical Lock	75
<b>Power Supplies</b>	DKPS-2A Power Supply	77
	DKPS-4A Power Supply	77
	DKPS-6A Power Supply	78
	DKPS-TSW Tamper Switches	78
	WPDT - Wireless Power Data Transfer	79
	Accessories	81
	<b>Door Controller and Peripherals</b>	
Keyscan LUNA SDACSKT	83	
K-SMART3	83	
K-SECURE Credentials 10-pack	83	
K-SECURE Credential (single)	83	
K-SF-1K Fob	84	
SDRA Antenna	84	
PS1225 Plug In Transformer	84	
<b>Exit Devices &amp; Locksets</b>	Product Notification	87

# Touchless Access Solutions

Good for Hygiene. Good for You.



**Touchless switches**



**Touchless actuators**



**Low energy swing door operators**

## Reduce the spread of germs in your facility.

Hygiene is one of the most important things in our lives. Touchless door activation can make the difference when it comes to a clean, hygienic facility. Touchless access is crucial in high contact public places such as healthcare facilities, restaurants, schools, offices and restrooms.

With touchless access, abuse-related replacement expenses are greatly reduced. All switches come with a warranty. dormakaba access solutions offers many solutions to fit your needs for a touchless solution including touchless switches and low energy swing door operators. Minimizing high touchpoints does not mean you will compromise your facility's safety, security or health.

# Electromagnetic Locks



# RCI Electromagnetic Locks









## 8310 MultiMag®

For single outswinging interior or perimeter doors.  
 10-1/2"W x 2-7/8"H x 1-5/8"D (268mm x 73mm x 41mm) –  
 Includes 1/4" (6mm) mounting bracket  
 Armature Plate: 7-7/16"W x 2-3/8"H x 5/8"D  
 (190mm x 61mm x 16mm)



## 8320 MultiMag®

For double outswinging interior or perimeter doors.  
 21-1/8"W x 2-7/8"H x 1-5/8"D (536mm x 73mm x 41mm) –  
 Includes 1/4" (6mm) mounting bracket  
 Armature Plate: 7-7/16"W x 2-3/8"H x 5/8"D  
 (190mm x 61mm x 16mm) each

 Energy 230mA <sup>1</sup> Auto-Sensing 12-24VDC	 Strength Up to 1,200lb Holding Force (each electromagnet)	 Warranty Lifetime Limited Warranty
 Mode Fail-Safe	 Fire-Rated CAN/ULC S104 UL 10C 3 Hours	 Monitoring Optional Door Status Sensor (DSS)/ Security Condition Sensor (SCS) Available

<sup>1</sup>Max at 12VDC for 8310, 460mA for 8320

- Keyhole mounting for ease of installation
- Built-in time delay (instant release with adjustable relock, programmable from 0-35 seconds)
- Convenient plug-in wiring terminals
- Easy-access wiring cavity
- Stabilizing 4-bolt "drop stop" mounting
- Surge protection
- Designed to overcome residual magnetism
- Self-drilling Tek® fasteners
- Includes 5/8" (16mm) armature plate, optional 3/8" (9.5mm) available
- Available in Brushed Anodized Aluminum (28) or Brushed Anodized Dark Bronze (40) finish
- UL 294 Special Locking Arrangement Component
- CAN/ULC S104 Auxiliary Locks Listed for fire doors rated up to 3 hours
- UL 10C Auxiliary Locks Listed for fire doors rated up to 3 hours
- California State Fire Marshal Listed (CSFM: 3774-2275:0500)



### Options

#### SCS – Security Condition Sensor

Electronic field presence sensor for remote and local LED indication of lock status (locked or unlocked), reduced holding force caused by materials between magnet and plate and unlocked device due to voltage drop.



#### DSS – Door Status Sensor

Magnet-reed type sensor for remote indication of door status (opened or closed) independent of local power. Magnet embedded in armature for tamper resistance; reed switch inside electronic housing cavity for easy access.



Armature Plate: 9-7/8"W x 2-3/8"H x 5/8"D  
 (252mm x 61mm x 16mm)

### How To Order

<b>MultiMag®</b>					<b>Finish</b>
Single Magnet	10				28 –Brushed Anodized Aluminum <sup>2</sup>
Double Magnet	20				40 –Brushed Anodized Dark Bronze
	83		x		
		SCS			–Security Condition Sensor
		DSS			–Door Status Sensor
		DSS/SCS			–Door Status Sensor and Security Condition Sensor

#### Options

Example: **8310 SCS x 28**

<sup>2</sup>Standard

# RCI Electromagnetic Locks









## 8310-IQ IntelliMag®

For single outswinging interior or perimeter doors.  
 10-1/2"W x 2-7/8"H x 1-5/8"D (268mm x 73mm x 41mm) –  
 Includes 1/4" (6mm) mounting bracket  
 Armature Plate: 7-7/16"W x 2-3/8"H x 5/8"D  
 (190mm x 61mm x 16mm)



## 8320-IQ IntelliMag®

For double outswinging interior or perimeter doors.  
 21-1/8"W x 2-7/8"H x 1-5/8"D (536mm x 73mm x 41mm) –  
 Includes 1/4" (6mm) mounting bracket  
 Armature Plate: 7-7/16"W x 2-3/8"H x 5/8"D  
 (190mm x 61mm x 16mm) each

 Energy 590mA <sup>1</sup> Field-Selectable 12/24VDC	 Strength Up to 1,200lbf Holding Force (Each Electromagnet)	 Warranty Lifetime Limited Warranty
 Mode Fail-Safe	 Fire-Rated CAN/ULC S104 UL 10C 1-Hour	 Monitoring Individually Encoded Armature Plate

<sup>1</sup>Max at 12VDC for 8310-IQ, 1.18A for 8320-IQ

- Designed for high security applications, this intelligent magnet recognizes its own armature plate, preventing anyone from "tricking" the magnet with a separate plate – each encoded armature plate is individually registered to match its own electromagnetic lock
- Two independent relay outputs allow for lock status and alarm status for local and/or remote indication
- Illegal armature plate alarm
- Alarm time setting
- Keyhole mounting for ease of installation
- Easy-access wiring cavity
- Stabilizing 4-bolt "drop stop" mounting

- Surge protection
- Built-in time delay (instant release with adjustable relock, programmable from 0-90 seconds)
- Includes 5/8" (16mm) armature plate
- Available in Brushed Anodized Aluminum (28) or Brushed Anodized Dark Bronze (40) finish
- CAN/ULC S104 Auxiliary Locks Listed for fire doors rated up to 1-hour
- UL 10C Auxiliary Locks Listed for fire doors rated up to 1-hour
- California State Fire Marshal Listed (CSFM: 3774-2275:0500)



### How To Order

<b>IntelliMag®</b>			
10	–Single Magnet		
20	–Double Magnet		
83	–IQ	x	
			28
			40
			<b>Finish</b>

Example: **8320-IQ x 40**  
<sup>2</sup>Standard



# RCI Electromagnetic Locks



\*Shown: DE8310S

**PUSH UNTIL  
ALARM SOUNDS  
DOOR CAN BE  
OPENED IN  
15 SECONDS**









## DE8310 Delayed Egress

For single outswinging perimeter door.

DE8310: 10-13/16"W x 2-7/8"H x 2-1/8"D (275mm x 73mm x 54mm) – Includes 1/4" (6mm) mounting bracket

DE8310S: 11-3/4"W x 2-7/8"H x 2-1/8"D (299mm x 73mm x 54mm) – Includes 1/4" (6mm) mounting bracket

Armature Plate: 7-7/16"W x 2-3/8"H x 5/8"D (190mm x 61mm x 16mm)

 Energy 490mA <sup>1</sup> Auto-Sensing 12-24VDC	 Strength Up to 1,200lbf Holding Force	 Warranty 10 Year Limited Warranty
 Mode Fail-Safe	 Fire-Rated CAN/ULC S104 UL 10C 1-1/2-Hour	 Monitoring Local & Remote Relay Outputs & Optional Built-In Sounder

<sup>1</sup>Base unit, max at 12VDC

- Built-in sensor detects when pressure is applied to outward swinging doors – no need to replace existing door hardware
- Field-selectable 15 or 30 second release delay with field-selectable 0 to 3 second nuisance delay
- Provision for IBC, SBC, NFPA101, UBC, BOCA or NBC of Canada compliance
- Unique highly visible red/green light panel indicates status of door (local)
- Available with built-in sounder
- Includes 960 Keyswitch for reset and override, Building Code Sign and base unit (DE8310) includes a 914 External Sounder
- Dry contact SPDT relays provided for local and/or remote monitoring
- Keyhole mounting for ease of installation
- Convenient plug-in wiring harnesses
- Easy-access wiring cavity
- Stabilizing 4-bolt "drop stop" mounting
- Surge protection
- Designed to overcome residual magnetism
- Includes self-drilling Tek's® fasteners
- DE8310 top jamb bracket kit (TJDE108) now available
- Includes 5/8" (16mm) armature plate
- Brushed Anodized Aluminum (28) finish
- Ability to synchronize up to 4 doors (with or without mullion) using a converter. Please request further details<sup>2</sup>
- UL 294 Special Locking Arrangements Component (6<sup>th</sup> Edition)

- CAN/ULC S533 Special Locking Arrangements Components (4<sup>th</sup> Edition)
- CAN/ULC S104 Auxiliary Locks Listed for fire doors rated up to 1-1/2-hour
- UL 10C Auxiliary Locks Listed for fire doors rated up to 1-1/2-hour
- Patent #'s: US 8,292,337 Canada 2,632,243

### Options

#### S - Built-In Sounder

Built-in sounder pulses slowly during the short nuisance delay and sounds steady through the release delay and will continue until reset. If forced open before the set release delay has lapsed, the sounder cannot be turned off without switching the system power off.



Built-in Sounder

### How To Order

DE8310  x  28  
 S –Built-In Sounder

#### Options

Example: **DE8310 S x 28**








<sup>2</sup>Custom applications that require synchronization of 3 or 4 doors will require special AHJ approval

# RCI Electromagnetic Locks



## 171HD Magnetic Lock for Hazardous Locations

14"W x 1-3/4"H x 2"D (355mm x 45mm x 51mm)  
 Armature Plate: 10-3/4"W x 1-3/4"H x 5-8"D (273mm x 45mm x 16mm)

	Energy 260 mA <sup>1</sup> 24VDC		Strength Up to 1,200lbf Holding Force
	Warranty 1 Year Limited Warranty		Mode Fail-Safe
	Monitoring Door Position Status Sensor		

- Magnetic lock that meets the requirements for Class I, Division 2 applications.
- Offers continuous monitoring capability for open/close status or attempted unauthorized entry.
- Ability to securely lock fire exit doors and power down when signaled to do so by an appropriate door control unit.
- Low projections from header accommodates most door conditions without the need for filler plate or special bracket.
- Door position switch (DPS) standard feature.
- Built-in surge protection.
- Easy installation and maintenance.
- No pins, latches or moving parts to avoid failure that could impede safe egress in an emergency situation.
- Includes 5/8" (16 mm) armature plate.
- Brushed Anodized Aluminum (28) finish.
- Hazardous Locations Door Holders:
  - Category – FDGF. Class I, Division 2 compliant.
  - Tested to UL228 - Door closers-holders with/without integral smoke detectors
  - File Number – E146590
- Releasing Devices:
- Category – SZNT
  - Tested to ANSI/UL864 - control units and accessories for fire alarm systems
  - File Number – S5020

**Also available**

RCI ZB171HD for single in-swinging doors, pull side mount.  
 Includes "Z" bracket inswing assembly kit.








# RCI Electromagnetic Locks



## 8360 Mortise MiniMag®

For sliding doors.  
 9"W x 1-1/2"H x 1-1/6"D (229mm x 38mm x 27mm) –  
 Includes 3/4" (19mm) mounting tabs  
 Armature Plate: 7-1/4"W x 1-1/2"H x 1/2"D  
 (185mm x 38mm x 13mm)

	Energy 500mA <sup>1</sup> Field-Selectable 12/24VDC		Strength Up to 750lbf Holding Force
	Warranty Lifetime Limited Warranty		Mode Fail-Safe
	Monitoring Built-In Remote Lock Status Sensor		

<sup>1</sup>Max at 12VDC

- Low-profile design ideal for sliding doors
- Brushed Anodized Aluminum (28) finish




### How To Order

**8360 x 28**



## 8365 Mortise MicroMag®

For small enclosures.  
 7-15/16"W x 1-11/32"H x 13/16"D (202mm x 34mm x 21mm) – In-  
 cludes 11/16" (17.5mm) mounting tabs  
 Armature Plate: 5-1/8"W x 1-1/4"H x 21/64"D  
 (130mm x 32mm x 8.5mm)

	Energy 400mA <sup>1</sup> Field-Selectable 12/24VDC		Strength Up to 300lbf Holding Force
	Warranty Lifetime Limited Warranty		Mode Fail-Safe

<sup>1</sup>Max at 12VDC

- Low-profile design ideal for sliding doors, cabinets and small enclosures
- Brushed Anodized Aluminum (28) finish

### How To Order

**8365 x 28**

# RCI Electromagnetic Locks









## 8371 Surface MiniMag®

For single outswinging interior or perimeter doors.  
 9-3/8"W x 1-7/8"H x 1"D (238mm x 48mm x 25mm) –  
 Includes 3/16" (5mm) mounting bracket  
 Armature Plate: 7-1/4"W x 1-1/2"H x 1/2"D  
 (185mm x 38mm x 13mm)

## 8372 Surface MiniMag®

For double outswinging interior or perimeter doors without mullions.  
 18-3/4"W x 1-7/8"H x 1"D (476mm x 48mm x 25mm) –  
 Includes 3/16" (5mm) mounting bracket  
 Armature Plate: 7-1/4"W x 1-1/2"H x 1/2"D  
 (185mm x 38mm x 13mm) each

 Energy 520mA <sup>1</sup> Field-Selectable 12/24VDC	 Strength Up to 750lbf Holding Force (each electromagnet)	 Warranty Lifetime Limited Warranty
 Mode Fail-Safe	 Fire-Rated CAN/ULC S104 UL 10C 1-Hour	 Monitoring Optional Door Status Sensor (DSS)/ Security Condition Sensor (SCS) Available

<sup>1</sup>Max at 12VDC for 8371, 1.04A for 8372

- Stabilizing 4 bolt "drop stop" mounting
- Keyhole mounting for ease of installation
- Surge protection
- Designed to overcome residual magnetism
- Easy-access wiring cavity
- Includes 3/8" (9.5mm) armature plate
- Available in Brushed Anodized Aluminum (28) or Brushed Anodized Dark Bronze (40) finish
- UL 294 Special Locking Arrangement Component (6th Edition)
- UL 10C Auxiliary Locks Listed for fire doors rated up to 1-hour
- CAN/ULC S104 Auxiliary Locks Listed for fire doors rated up to 1-hour
- California State Fire Marshal Listed (CSFM: 3774-2275:0500)

### SCS – Security Condition Sensor


Electronic field presence sensor for remote and local LED indication of lock status (locked or unlocked), reduced holding force caused by materials between magnet and plate and unlocked device due to voltage drop.



LED Indicator

### DSS – Door Status Sensor

Magnet-reed type sensor for remote indication of door status (opened or closed) independent of local power. Magnet embedded in armature for tamper resistance; reed switch inside electronic housing cavity for easy access.



Magnetic Door Contact

### Options



### How To Order

MiniMag®		Finish	
Single Magnet	71	28	–Brushed Anodized Aluminum <sup>2</sup>
Double Magnet	72	40	–Brushed Anodized Dark Bronze
83		x	
		SCS	–Security Condition Sensor
		DSS	–Door Status Sensor
		DSS/SCS	–Door Status Sensor And Security Condition Sensor

### Options

Example: **8371 SCS x 28**





<sup>2</sup>Standard

# RCI Electromagnetic Locks



## 8375 Surface MicroMag®

For swinging doors on small enclosures.  
 6-17/32"W x 1-1/2"H x 13/16"D (166mm x 38mm x 21mm) –  
 Includes 1/8" (3mm) mounting bracket  
 Armature Plate: 5-1/8"W x 1-1/4"H x 21/64"D  
 (130mm x 32mm x 8.5mm)

	Energy 360mA <sup>1</sup> Field-Selectable 12/24VDC		Strength Up to 300lbf Holding Force
	Warranty Lifetime Limited Warranty		Mode Fail-Safe

<sup>1</sup>Max at 12VDC







- Low-profile compact design
- Easy-access wiring cavity
- Surge protection
- Designed to overcome residual magnetism
- Self-drilling Teks® fasteners
- Includes 21/64" (8.5mm) armature plate
- Brushed Anodized Aluminum (28) finish

### How To Order

**8375** x **28**

## 8380 GateMag®

For interior or exterior perimeter gates.  
 8-7/8"W x 2-1/2"H x 1-3/4"D (225mm x 63mm x 45mm)  
 Armature Plate: 7-7/16"W x 2-3/8"H x 5/8"D (190mm x 61mm x 16mm)

	Energy 480mA <sup>1</sup> Field-Selectable 12/24VDC		Strength Up to 1,200lbf Holding Force
	Warranty Lifetime Limited Warranty		Mode Fail-Safe
	Fire-Rated CAN/ULC S104 UL 10C 1-1/2-Hour		Environment Rugged Weather- Resistant Design

<sup>1</sup>Max at 12VDC

- Rugged, stainless steel housing
- Weather-resistant
- Built-in remote lock status (RLS) indicated whether the magnet is locked or unlocked
- Versatile face or bottom through-bolt mounting
- Built-in conduit fitting and extra-long wire cable allowing easy wire access to an electrical box
- Surge protection
- IP67 rated
- Designed to overcome residual magnetism
- Includes 5/8" (16mm) armature plate, optional 3/8" (9.5mm) available
- Brushed Stainless Steel (32D) finish
- UL 10C Auxiliary Locks Listed for fire doors rated up to 1-1/2-hours
- CAN/ULC S104 Auxiliary Locks Listed for fire doors rated up to 1-1/2-hours
- California State Fire Marshal Listed (CSFM: 3774-2275:0500)



### How To Order

**8380** x **32D**

# RCI Electromagnetic Locks Accessories



## Angle Brackets

For narrow aluminum frames or center-hung single-acting doors, when inadequate space is left for mounting.

- Available in Brushed Anodized Aluminum (28) or Brushed Anodized Dark Bronze (40). Please specify when ordering.

Model	Dimensions	Finish	Compatible with
AB-01	1"H x 1"W x 10-1/2"L	28/40	8310
AB-02	1-1/2"H x 1"W x 10-1/2"L	28/40	8310
AB-03	1-1/2"H x 1-1/4"W x 10-1/2"L	28/40	8310
AB-20	1"H x 1"W x 21"L	28/40	8320
AB-21	1-1/2"H x 1"W x 21"L	28/40	8320
AB-22	1-1/2"H x 1-1/4"W x 21"L	28/40	8320
AB-710	1"H x 1"W x 9-3/8"L	28/40	8371
AB-711	1-1/2"H x 1"W x 9-3/8"L	28/40	8371
AB-712	1-1/2"H x 1-1/2"W x 9-3/8"L	28/40	8371
AB-713	1-1/2"H x 2"W x 9-3/8"L	28/40	8371
AB-720	1"H x 1"W x 18-3/4"L	28/40	8372
AB-721	1-1/2"H x 1"W x 18-3/4"L	28/40	8372
AB-722	1-1/2"H x 1-1/2"W x 18-3/4"L	28/40	8372
AB-723	1-1/2"H x 2"W x 18-3/4"L	28/40	8372
AB179NR-258	1-1/2"H x 2-5/8"W x 14"L For door with No Reveal - Single - Angle Bracket	28	171HD
AB179R-118-158	1"H x 1"W x 14"L For 1-1/8" to 1-5/8" Reveal - Single - Angle Bracket	28	171HD
AB179R-58-1	1-1/2"H x 2"W x 14"L For 5/8" to 1" Reveal - Single - Angle Bracket	28	171HD



## Armature Bolts

Model	Dimensions	Description
<b>Compatible with: 8310, 8310-IQ, DE8310, EW8310, 8371, 8380</b>		
ARMB155	2-1/8" (55mm)	For doors 1-3/4"-2-1/4" (44-57mm) thick
ARMB170	2-3/4" (70mm)	For doors 2-1/4"-2-3/4" (57-70mm) thick
ARMB180	3-1/8" (80mm)	For doors 2-1/2"-3" (70-76mm) thick
<b>Compatible with: 8320, 8320-IQ, 8372</b>		
ARMB255	2-1/8" (55mm)	For doors 1-3/4"-2-1/4" (44-57mm) thick
ARMB270	2-3/4" (70mm)	For doors 2-1/4"-2-3/4" (57-70mm) thick
ARMB280	3-1/8" (80mm)	For doors 2-1/2"-3" (70-76mm) thick



## Armature Plates

Model	Dimensions	Finish	Compatible with
APO1	3/8" (9.5mm)	Steel	8310, 8320, 8380
APO2	5/8" (16mm)	Steel	8310, 8320, 8380
APO3	3/8" (9.5mm)	Steel	8360, 8371, 8372
APO4	5/16" (8mm)	Steel	8365, 8375
AP20	3/8" (9.5mm)	Steel	8310xDSS, 8320xDSS
AP21	5/8" (16mm)	Steel	8310xDSS, 8320xDSS
APO3D	3/8" (9.5mm)	Steel	8371xDSS, 8372xDSS



## DSS Retrofit Kits

If a door status sensor is desired after magnet has been installed, it can easily be added on site.

- Kit includes both Brushed Anodized Aluminum (28) and Brushed Anodized Dark Bronze (40) cover plate screws.

Model	Description	Finish	Compatible with
DSR01	3/8" (9.5mm)	Steel	8310
DSR02	5/8" (16mm) Standard	Steel	8310
DSR03	3/8" (9.5mm)	Steel	8320
DSR04	5/8" (16mm) Standard	Steel	8320



## Armature Plate Holders

- Available in Brushed Anodized Aluminum (28) or Brushed Anodized Dark Bronze (40). Please specify when ordering.

Model	Description	Finish	Compatible with
AH10	8310 armature plate holder	28/40	8310
AH15	8310xDSS armature plate holder	28/40	8310xDSS
AH20	8320 armature plate holder	28/40	8320
AH25	8320xDSS armature plate holder	28/40	8320xDSS
AH71	8371 armature plate holder	28/40	8371
AH72	8372 armature plate holder	28/40	8372
AH75	8375 armature plate holder	28/40	8375

**NOTE:** Accessories may impact holding force.

# RCI Electromagnetic Locks Accessories



## Conduit Mounting Bracket

Used anywhere surface-mounted conduit is required to run wires to the face of the magnetic lock.

Model	Dimensions	Finish	Compatible with
CMB108	1"D x 2-11/64"H x 10-9/16"L	28	8310



## Filler Bars/Filler Plates

For frame stops narrower than 2" (51mm).

- Available in Brushed Anodized Aluminum (28) or Brushed Anodized Dark Bronze (40). Please specify when ordering.

Model	Dimensions	Finish	Compatible with
FB-01	1/4"H x 3/4"W x 10-1/2"L	28/40	8310
FB-02	3/8"H x 3/4"W x 10-1/2"L	28/40	8310
FB-03	1/2"H x 3/4"W x 10-1/2"L	28/40	8310
FB-04	5/8"H x 3/4"W x 10-1/2"L	28/40	8310
FB-05	1/2"H x 5/8"W x 10-1/2"L	28/40	8310
FB-20	1/4"H x 3/4"W x 21"L	28/40	8320
FB-21	3/8"H x 3/4"W x 21"L	28/40	8320
FB-22	1/2"H x 3/4"W x 21"L	28/40	8320
FB-23	5/8"H x 3/4"W x 21"L	28/40	8320
FB-24	1/2"H x 5/8"W x 21"L	28/40	8320
FB-710	1/4"H x 3/4"W x 9-3/8"L	28/40	8371
FB-711	3/8"H x 3/4"W x 9-3/8"L	28/40	8371
FB-712	1/2"H x 3/4"W x 9-3/8"L	28/40	8371
FB-713	5/8"H x 3/4"W x 9-3/8"L	28/40	8371
FB-720	1/4"H x 3/4"W x 18-3/4"L	28/40	8372
FB-721	3/8"H x 3/4"W x 18-3/4"L	28/40	8372
FB-722	1/2"H x 3/4"W x 18-3/4"L	28/40	8372
FB-723	5/8"H x 3/4"W x 18-3/4"L	28/40	8372
FP178-12	1/2"H x 1-1/4"W x 14"L Single Filler Plate	28	171HD
FP178-58	5/8"H x 1-1/4"W x 14"L Single Filler Plate	28	171HD



## Post Bracket

Used to mount armature plate to sliding gate.

Model	Dimensions	Finish	Compatible with
PB-80	3-1/2"H x 2-1/2"W x 8-7/8"L	28	8380



## Glass Door Brackets

Required for glass doors without mounting rails.

Model	Dimensions	Finish	Compatible with
GB8112	1/2" (13mm)	32D	8310
GB8112	1/2" (13mm)	32D	DE8310
GB8134	3/4" (19mm)	32D	8310
GB8134	3/4" (19mm)	32D	DE8310
GB8212	1/2" (13mm)	32D	8320
GB8234	3/4" (19mm)	32D	8320
GB7112	1/2" (13mm)	32D	8371
GB7134	3/4" (19mm)	32D	8371
GB7212	1/2" (13mm)	32D	8372
GB7234	3/4" (19mm)	32D	8372
GB7512	1/2" (13mm)	32D	8375
GB7534	3/4" (19mm)	32D	8375



## L Brackets

Required when there is no space on the header to mount the magnetic lock.

Magnet mounts on bracket and bracket mounts on vertical face of frame.

- Available in Brushed Anodized Aluminum (28) or Brushed Anodized Dark Bronze (40). Please specify when ordering.

Model	Dimensions	Finish	Compatible with
LB-10	2-1/2"H x 2"W x 10-1/2"L	28/40	8310
LB-20	2-1/2"H x 2"W x 21"L	28/40	8320

# RCI Electromagnetic Locks Accessories




## Spacers

For aluminum blade stop frames. Used to lower the magnet to align with armature plate.

- Available in Brushed Anodized Aluminum (28) or Brushed Anodized Dark Bronze (40). Please specify when ordering.

Model	Dimensions	Finish	Compatible with
SP-01	1/4"H x 1-1/2"W x 10-1/2"L	28/40	8310
SP-02	3/8"H x 1-1/2"W x 10-1/2"L	28/40	8310
SP-03	1/2"H x 1-1/2"W x 10-1/2"L	28/40	8310
SP-04	5/8"H x 1-1/2"W x 10-1/2"L	28/40	8310
SP-20	1/4"H x 1-1/2"W x 21"L	28/40	8320
SP-21	3/8"H x 1-1/2"W x 21"L	28/40	8320
SP-22	1/2"H x 1-1/2"W x 21"L	28/40	8320
SP-23	5/8"H x 1-1/2"W x 21"L	28/40	8320
SP-710	1/4"H x 1"W x 9-3/8"L	28/40	8371
SP-711	3/8"H x 1"W x 9-3/8"L	28/40	8371
SP-712	1/2"H x 1"W x 9-3/8"L	28/40	8371
SP-713	5/8"H x 1"W x 9-3/8"L	28/40	8371
SP-720	1/4"H x 1"W x 18-3/4"L	28/40	8372
SP-721	3/8"H x 1"W x 18-3/4"L	28/40	8372
SP-722	1/2"H x 1"W x 18-3/4"L	28/40	8372
SP-723	5/8"H x 1"W x 18-3/4"L	28/40	8372
SP-75	1/4"H x 13/16"W x 6-9/16"L	28/40	8375



## Split Armature Plates

Allow use of single magnet lock with pair of doors.

Model	Dimensions	Finish	Compatible with
SA138	3/8" (9.5mm)	Steel	8310
SA158	5/8" (16mm)	Steel	8310
SA75	5/16" (8mm)	Steel	8375



## Top Jamb "Z" Bracket

Allows for horizontal adjustment of armature plate. Mounted on pull side of the door.

- Available in Brushed Anodized Aluminum (28) or Brushed Anodized Dark Bronze (40). Please specify when ordering.

Model	Description	Finish	Compatible with
TJ10	8310 Z bracket kit	28/40	8310
TJ20	8320 Z bracket kit	28/40	8320
TJ71	8371 Z bracket kit	28/40	8371
TJ72	8372 Z bracket kit	28/40	8372
TJ75	8375 Z bracket kit	28/40	8375
TJ80	8380 Z bracket kit	28/40	8380
TJDE108	DE8310 bracket kit For inswing applications.	28	DE8310



## Hardware Packs

Model	Description	Compatible with
HK8310	Includes: Allen wrench, metal sleeve, armature bolt, sexnut, bolt, steel washers, rubber washers, flat head screws, pan head screws, plugs, TEK screws.	8310, 8320 (Buy 2 to make one 8320 Hardware kit)
HK8371	Includes: Allen wrench, metal sleeve, armature bolt, sexnut, bolt, steel washers, rubber washers, flat head screws, pan head screws, plugs, TEK screws.	8371
HK8375	Includes Allen wrench, armature bolt, steel washers, rubber washers, TEK screws, round head screws, button head sexnut.	8375



# RCI Electromagnetic Locks Accessories



## BC1 Series Building Code Signs

11"W x 10"H (28cm x 25cm)

- Available in English, French and Spanish. Please specify when ordering.

Model	Description
BC1P	15 Seconds, printed on clear Plexiglass
BC1M	15 Seconds, printed on clear Mylar
BC1MW	15 Seconds, printed on white Mylar
BC1T	15 Seconds, red vinyl transfer letters
BC1M-30	30 Seconds, printed on clear Mylar



## BCDE Series Building Code Signs

11"W x 10"H (28cm x 25cm)

- Available in English, French and Spanish. Please specify when ordering.

Model	Description
BCDEP	15 Seconds, printed on clear Plexiglass
BCDEM	15 Seconds, printed on clear Mylar
BCDEMW	15 Seconds, printed on white Mylar
BCDET	15 Seconds, red vinyl transfer letters
BCDEM-30	30 Seconds, printed on clear Mylar



## BC2 Series Building Code Signs

13"W x 4"H (33cm x 10cm)

- Available in English, French and Spanish. Please specify when ordering.

Model	Description
BC2P	Printed on clear Plexiglass
BC2M	Printed on clear Mylar
BC2MW	Printed on white Mylar
BC2T	Red vinyl transfer letters

Sign size may increase slightly for French or Spanish text.



## BC3 Series Building Code Signs

14"W x 12"H (36cm x 30.5cm)

- Available in English, French and Spanish. Please specify when ordering.

Model	Description
BC3P	Printed on clear Plexiglass
BC3M	Printed on clear Mylar
BC3MW	Printed on white Mylar
BC3T	Red vinyl transfer letters

# Electric Strikes



# RCI Electric Strikes

## Strike Cross Reference

RCI		HES	Allegion/Von Duprin	Folger Adam	Adams Rite	Trine
<b>0 Series</b> Rim Strikes	<b>0161</b>	-	6112	310-4	-	EN800
	<b>0162</b>	9600	-	-	-	4800
	<b>F0162</b>	9500	6300	-	-	4800F
	<b>0163</b>	9400	-	-	-	4850
<b>F1 Series</b> Fire-Rated Centerline Strikes	<b>F1114</b>	7501	6211	712, 732, 712-75, 732-75	-	EN400
	<b>F1119</b>	-	6215	310-2	-	EN950
<b>2 Series</b> All-In-One Strikes	<b>F2164/2364</b>	1006 1006CLB	6400	742-75	-	4100
	<b>4104/4304</b>	5200-501A	5100	-	-	2012RD/RS
<b>4 Series</b> Centerline Strikes	<b>4105/4305</b>	-	-	-	-	-
	<b>4107/4307</b>	5200-503	-	-	-	-
	<b>4108/4308</b>	5200-502	-	-	-	-
	<b>4114/4314</b>	5200-501	4211	-	7170	-
	<b>4119/4319</b>	-	6200	-	-	-
	<b>F4104</b>	4500	-	-	-	-
	<b>F4114</b>	4500	-	-	7270	-
<b>6 Series</b> Centerline Strikes	<b>S/L6504</b>	5000-501A 5200-501A	5100	-	7101, 7160 7300, 7440	-
	<b>S/L6505</b>	-	-	-	-	-
	<b>S/L6507</b>	5000-503 5200-503	-	-	7130, 7430	-
	<b>S/L6508</b>	5000-502 5200-502	5100	-	7110, 7310 7410	-
	<b>S/L6514</b>	5200-501 5000-501	5100, 4200	-	-	2012
	<b>S/L65U</b>	-	5100	-	-	-
<b>7 Series</b> Centerline Strikes	<b>7104/7304</b>	5000-501A 5200-501A	5100	-	7100	2012RD
	<b>7105/7305</b>	-	-	-	-	-
	<b>7107/7307</b>	5000-503	-	-	-	2678
	<b>7107/7108</b>	5200-503	5100	-	7110	-
	<b>7114/7314</b>	5200-501	5100	-	7140	2012
	<b>7119/7319</b>	-	6200	-	-	-
<b>Compact Strikes</b>	<b>12C</b>	-	-	-	-	323478LC






# RCI Electric Strikes

**0 Series**

## 0161 3/4" Semi-Mortise Rim Strikes

Semi-mortise rim strike designed for use with Pullman latch rim exit devices.

1-3/4"W x 9"H x 1-5/8"D (45mm x 229mm x 41mm)

	Energy 200mA <sup>1</sup> 12VAC/VDC Or 24VAC/VDC		Strength 1,500lbf Static 70ft-lb Dynamic
	Warranty 5 Year Limited Warranty		Mode Fail-Secure
	Endurance 250,000 Cycles		

<sup>1</sup>Max at 12VDC

- Semi-mortise rim strike designed for use with Pullman latch rim exit devices
- Independently validated to 500,000 cycles of operation
- Accommodates 1/2" to 3/4" (13mm–19mm) latch projection
- Ensures proper latch alignment with horizontal adjustment
- Stainless steel ensures superior strength and creates a sleek aesthetic design
- Lockdown holes for secure mount
- Non-handed
- Brushed Stainless Steel (32D) finish
- UL 1034 burglary-resistant Listed



### How To Order

0161	-		x	32D
		05		-12VAC/VDC
		08		-24VAC/VDC
<b>Voltage</b>				

Example: **0161 - 05 x 32D**

### Accessories

Model	Description
0161DDH	Double door housing, SPC <sup>2</sup> finish

**NOTE:** UL 1034 Burglary-resistant listing does not apply with use of 0161DDH.

<sup>2</sup>SPC=Silver Powder Coat



# RCI Electric Strikes










## 0 Series

# 0162 3/4" Rim Strikes

Completely surface-mounted rim strike designed for use with Pullman latch rim exit devices.

1-3/4"W x 9"H x 3/4"D (45mm x 229mm x 20mm)

	Energy 500mA <sup>1</sup> Field-Selectable 12/24VDC & 12-24VAC		Strength 1,500lbf Static 70ft-lb Dynamic
	Warranty 10 Year Limited Warranty		Mode Fail-Secure
	Endurance 500,000 Cycles (standard)		Fire-Rated Optional 3-Hour Model Available <sup>2</sup>
	Latch Monitor Optional Latch Monitor Model Available		

<sup>1</sup>Max at 12VDC

<sup>2</sup>Fire-rated (F) model only



Conventional Keeper  
(One Moving Part)

Lockdown Holes  
For Secure Mount

Latch Monitor  
(0162LM Model)

### How To Order

#### Options

F	-Fire-Rated				
		0162	x	32D	
				LM	-Latch Monitor

#### Options

Example: **F0162LM x 32D**

### Accessories

Model	Description
0162DDH	Double door housing, SPC <sup>3</sup> finish
0162MSK	1/16" (1.5mm) mounting spacers

**NOTE:** UL 1034 Burglary-resistant listing and fire-rating do not apply with use of 0162DDH. <sup>3</sup>SPC=Silver Powder Coat

- Completely surface-mounted – no frame cutting required
- Accommodates 1/2" to 3/4" (13mm–19mm) latch projection
- Stainless steel ensures superior strength and creates a sleek aesthetic design
- Horizontal adjustment ensure proper latch positioning to compensate for door misalignment – up to 1/4" (6.4mm)
- Conventional keeper design (one moving part)- promotes even load distribution
- Plug-in wire connectors
- Lockdown holes for secure mount
- HEX socket head cap screws for added support
- Installation tool included (HEX key)
- Non-handed (featuring horizontal solenoid design)
- 1/16" (1.5mm) mounting spacers for additional latch engagement included
- Brushed Stainless Steel (32D) finish
- Factory tested to over 4-million cycles of operation
- Certified to ANSI/BHMA standard A156.31, Grade 1, endurance 500,000 cycles (R01629 & RF01629)
- UL 294 Listed for Access Control Unit Accessory (6th Edition)
- UL 1034 burglary-resistant Listed
- UL 10C, 3-hour fire-rating Listed<sup>2</sup>
- CAN/ULC S104, 3-hour fire-rating Listed<sup>2</sup>
- California State Fire Marshal Listed (CSFM: 3776-2275:0501)<sup>2</sup>
- Patent #: US 7,722,097
- Patent #: Canadian 2,597,916



### Options







- LM – Latch monitor
- F – 3-hour fire-rating Listed

# RCI Electric Strikes

**0 Series**

## 0163 1/2" Rim Strikes

Slim, adjustable design ideal for tight-fitting installations. Designed for use with Pullman latch rim exit devices. 1-3/4"W x 9"H x 1/2"D (45mm x 229mm x 13mm)

	Energy 270mA <sup>1</sup> 11-16VAC 12VAC/VDC Or 24VAC/VDC		Strength 1,500lbf Static 70ft-lb Dynamic
	Warranty 10 Year Limited Warranty		Mode Fail-Secure
	Endurance 500,000 Cycles		Latch Monitor Optional Latch Monitor Model Available

<sup>1</sup>Max at 12VDC

- Designed to fit in tight situations where the exit device is mounted very close to the door frame, e.g. aluminum storefront applications.
- For maximum latch engagement, the strike keeper has been designed to pivot out of the strike body versus rolling out of the strike.
- Accommodates 1/2" to 3/4" (13 mm–19 mm) latch projection.
- Horizontal adjustment ensures proper latch positioning to compensate for door misalignment – up to 1/4" (6.4 mm).
- Solenoid technology.
- Shim may be added to the strike cavity to engage with misaligned deadlatch.
- Lockdown holes for secure mount.
- Cooler operation – runs cool to the touch; no suppressor kit needed.
- High-grade stainless steel ensures superior strength and creates a sleek aesthetic.
- 1/16" (1.5mm) mounting spacer included
- Non-handed.
- Plug-in wire connectors.
- Certified to ANSI/BHMA standard A156.31, Grade 1, endurance 500,000 cycles (0163 & 0163LM)
- UL294 Listed for Access Control Unit Accessory (6th Edition).
- UL1034 burglary-resistant Listed.
- Patents pending.



**How To Order**

0163  x  32D

LM –Latch Monitor

Example: **0163LM x 32D**

**Options**

- LM – Latch monitor

**Accessories**

Model	Description
0163DDH	Double door housing, SPC <sup>2</sup> finish
0163MSK	1/16" (1.5mm) mounting spacers

**NOTE:** UL 1034 Burglary-resistant listing does not apply with use of 0162DDH.

<sup>2</sup>SPC=Silver Powder Coat

# RCI Electric Strikes









## F1 Series F1114 Centerline Strikes

Features stainless steel faceplate with square corners ideal for hollow metal frames.  
 Faceplate: 1-1/4"W x 4-7/8"H (32mm x 124mm)  
 Insert Depth: 1-3/4" (45mm)



## F1 Series F1119 Centerline Strikes

Features stainless steel faceplate with square corners ideal for aluminum and wood frames.  
 Faceplate: 1-3/8"W x 9"H (34mm x 229mm)  
 Insert Depth: 1-3/4"D (45mm)

 Energy 200mA <sup>1</sup> 11-16VAC, 12VAC/VDC Or 24VAC/VDC	 Strength 1,500lbf Static 70ft-lb Dynamic	 Warranty 5 Year Limited Warranty
 Mode Fail-Secure	 Fire-Rated CAN/ULC S104 UL 10C 1-1/2-Hour	 Endurance 500,000 Cycles

<sup>1</sup>Max at 12VDC

- Stainless steel faceplate with square corners
- Accommodates 1/2" (12.7mm), 5/8" (16mm) or 3/4" (19mm) latch projection
- Up to 1/4" (6.4mm) horizontal adjustment, relieves side-load pressure, ensuring proper latch alignment
- Saddle-mount housing design for enhanced strength and durability
- Tamper-resistant pry-guard concealed inside the frame
- Energy efficient coil design
- Mounting tabs, shims and fasteners included
- Non-handed
- Brushed Stainless Steel (32D) finish
- UL 1034 burglary-resistant Listed
- UL 10C, 1-1/2 hour fire-rating Listed
- CAN/ULC S104, 1-1/2 hour fire-rating Listed
- Certified to ANSI/BHMA standard A156.31, Grade 1, endurance 500,000 cycles

### How To Order

		Faceplate			
	14	-1-1/4"W x 4-7/8"H (32mm x 124mm), ANSI Square Corner			
	19	-1-3/8"W x 9"H (34mm x 229mm), Square Corner			
F1	1	-	x	32D	
		01	-11-16VAC		
		05	-12VAC/VDC		
		08	-24VAC/VDC		

### Voltage

Example: **F1119-01 x 32D**



# RCI Electric Strikes

2 Series

## F2164/2364

### All-In-One Strikes

Versatile design features adjustable deadbolt keeper and deadlatch ramp allowing it to work with most locks.

Faceplate: 1-1/4"W x 4-7/8"H (32mm x 124mm)

Insert Depth: 1-3/4"D (45mm)

	Energy 375mA <sup>1</sup> Field-Selectable 12/24VDC, 12-24VAC <sup>2</sup>		Strength 1,500lbf Static 70ft-lb Dynamic
	Warranty 5 Year Limited Warranty		Mode Fail-Secure & Fail-Safe
	Endurance 500,000 Cycles		Latch Monitor Plug-In Latch Monitor Accessory Available
	Fire-Rated Optional 3-Hour Model Available <sup>3</sup>		

<sup>1</sup>Max at 12VDC


<sup>2</sup>12-24VAC not available with 2364 model

<sup>3</sup>Fire-rated (F) model only, 3-hour for single swing, 90-minutes for standard pair of doors

- Versatile strike designed to work with most locks
- Accommodates 1/2" (12.7mm) to 3/4" (19mm) latch projection
- Adjustable deadbolt keeper and deadlatch ramp
- Accommodates up to 1" deadbolt (night-latch function only, bolt will not release)
- Plug-in wire connectors
- Runs cool – solenoid design prevents keeper from heating up
- Trim plate included to cover up irregular frame cut-out
- Stainless steel ensures superior strength and creates a sleek aesthetic
- Includes two keeper shims – 1/16" (1.5mm) and 1/8" (3mm) – for horizontal adjustment for misaligned frames (unique sliding design)
- Non-handed
- Factory tested to over 2-million cycles of operation
- Brushed Stainless Steel (32D) finish
- UL 294 Listed for Access Control Unit Accessory (6th Edition)
- UL 1034 burglary-resistant Listed
- UL 10C, 3-hour fire-rating Listed<sup>3</sup>
- CAN/ULC S104, 3-hour fire-rating Listed<sup>3</sup>
- California State Fire Marshal Listed (CSFM: 3776-2275:0502)<sup>3</sup>
- Certified to ANSI/BHMA standard A156.31, Grade 1, endurance 500,000 cycles
- Patent #: US 9,580,935
- Patent #: Canadian 2,850,072



Saw-Tooth Adjustment Locator<sup>1</sup>



Deadbolt Plug

#### Accessories

Model	Description
F2LM	Latch monitor plug-in kit (2A @ 24VDC)
2FP	Filler plate (for use when replacing discontinued 2 Series models)
F2-19	Centerline faceplate, 1-3/8"W x 9"H (35mm x 229mm), 32D finish
F2-29	Offset faceplate, 1-3/8"W x 9"H (35mm x 229mm), 32D finish
SMT-01	Strike marking template kit
940-LG	High profile latch guard, 32D finish

#### Options

- F – 3-hour fire-rating Listed

#### How To Order

Options			
F	-Fire-Rated <sup>4</sup>		
	2	64	x 32D
		1	-Fail-Secure
		3	-Fail-Safe
			<b>Mode</b>

Example: **F2164 x 32D**

<sup>4</sup>Available in fail-secure mode only.



# RCI Electric Strikes



4104  
4304

4105  
4305

4107  
4307

4108  
4308

4114  
4314

4119  
4319

F4104

F4114

## How To Order







Options		Voltage		Faceplate		
		Fail-Secure				
Fire-Rated <sup>4</sup>	F	Fail-Safe	11-16VAC-	01		
			12VAC/VDC-	05		
Mode	4	Fail-Secure	24VAC/VDC-	08		
			Fail-Safe	12VDC-	06	
				24VDC	09	
				1	04	-1-1/4" W x 4-7/8" H (32mm x 124mm), ANSI Radius Corner
				3	05	-1-1/8" W x 5-7/8" H (29mm x 150mm), Radius Corner
7	07	-1-1/4" W x 6-7/8" H (32mm x 175mm), Radius Corner				
		8	08	-1-7/16" W x 7-15/16" (37mm x 202mm), Radius Corner		
		14	14	-1-1/4" W x 4-7/8" H (32mm x 124mm), ANSI Square Corners		
		19	19	-1-3/8" W x 9" H (34mm x 228mm), Square Corners		

Example: **F4104-05 x 32D**

## 4 Series

# Centerline Strikes

Accommodates 3/4" (19mm) latch projection. Various faceplate options available to accommodate most frame types. Insert Depth: 1-1/2"D (38mm)

	Energy 200mA <sup>1</sup> (see How to Order chart below)		Strength 1,500lb Static <sup>2</sup> 70ft-lb Dynamic
	Warranty 5 Year Limited Warranty		Mode Fail-Secure & Fail-Safe
	Endurance 500,000 Cycles <sup>3</sup>		Fire-Rated Optional 1-1/2-Hour Models Available <sup>4</sup>

<sup>1</sup>At 12VDC

<sup>2</sup>1,500lb Static for fire-rated models, 1,000lb for non-fire-rated 04 & 14 faceplates, 500lb for 05, 07, 08 & 19 faceplates.

<sup>3</sup>Fire-rated (F) models only, 250,000 for other models

<sup>4</sup>Fire-rated (F) models only available in fail-secure mode with 04 & 14 faceplates.

- Accommodates 3/4" (19mm) latch projection
- 1-1/2" (38mm) insert depth accommodates most door frame material types
- Use with wide range of door thicknesses, 1-3/8" to 2-3/8" (35mm-60mm)
- Standard mounting tabs and fasteners included
- Non-handed
- Trim plate included to cover up irregular frame cutout
- Brushed Stainless Steel (32D) finish
- UL 1034 burglary-resistant Listed
- UL 10C, 1-1/2-hour fire-rating Listed<sup>4</sup>
- CAN/ULC S104, 1-1/2-hour fire-rating Listed<sup>4</sup>
- Certified to ANSI/BHMA standard A156.31, Grade 1, endurance 500,000 cycles<sup>3</sup> (F4 models only)



## Options

- F - 1-1/2-hour fire-rating Listed

## Accessories






Model	Description
4/7JIG	Standard profile frame prep jig, aluminum
LEK01	1" lip extension kit for retrofit applications, black finish
LEK02	2" lip extension kit for retrofit applications, black finish
LEK03	3" lip extension kit for retrofit applications, black finish (not available for F4)
SMT-01	Strike marketing template kit, aluminum
TP-47-5PK	Trim plates, 5 pack, black finish
930-LG	Standard profile latch guard, 32D finish

# RCI Electric Strikes

## 6 Series

### Centerline Strikes

Two profiles available to accommodate different latch projections. Various faceplate options available to accommodate most frame types. Standard Insert Depth: 1-3/16" D (30mm) Low Profile Insert Depth: 1-1/16" (27mm)

	Energy 375mA <sup>1</sup> Field-Selectable 12/24VDC, 12-24VAC		Strength 1,500lb Static <sup>2</sup> 70ft-lb Dynamic
	Warranty 10 Year Limited Warranty		Mode Field-Selectable Fail-Secure & Fail-Safe
	Endurance 500,000 Cycles <sup>2</sup>		Monitoring Optional Latch & Keeper Monitor Models Available

<sup>1</sup>At 12VDC  
<sup>2</sup>Grade 1, 04 & 14 faceplates only. Grade 2, 1,000lb static for 05, 07 & 08 faceplates.

- Standard profile accommodates 3/4" (19mm) and Low-profile accommodates 1/2" (12.7mm) or 5/8" (16mm) latch projections
- 1/4" (6.4mm) horizontal adjustment
- Plug-in wire connectors
- Trim plate included to cover up irregular frame cut-out
- Non-handed
- Brushed Stainless Steel (32D)
- Factory tested to over 1-million cycles of operation
- UL 294 Listed for Access Control Unit Accessory (6th Edition)
- UL 1034 burglary-resistant Listed
- Certified to ANSI/BHMA standard A156.31, Grade 1, endurance 500,000 cycles<sup>2</sup>
- Patent #: US 6,874,830 and 7,144,053
- Patent #: Canadian 2,405,642



#### Options

- LMKM – Latch and keeper monitor

#### How To Order

		Options		
Latch And Keeper Monitor-		LMKM		
		65	x	32D
Standard-	S	04		-1-1/4" W x 4-7/8" H (32mm x 124mm), ANSI Radius Corners
Low Profile-	L	05		-1-1/8" W x 5-7/8" H (29mm x 150mm), Radius Corners
		07		-1-1/4" W x 6-7/8" H (32mm x 175mm), Radius Corners
		08		-1-7/16" W x 7-15/16" (37mm x 202mm), Radius Corners
		14		-1-1/4" W x 4-7/8" H (32mm x 124mm), ANSI Square Corners
		U		-Universal, Includes 3 Faceplates (04, 08 & 14)
				<b>Faceplate</b>

Example: **L6507LMKM x 32D**



#### Accessories

Model	Description
S6JIG	Standard profile frame prep jig, aluminum (for S6504 and S6514)
L6JIG	Low profile frame prep jig, aluminum (for L6504 and L6514)
LEKS601	1" lip extension kit for retrofit applications, black finish (for Standard profile)
LEKS602	2" lip extension kit for retrofit applications, black finish (for Standard profile)
LEKS603	3" lip extension kit for retrofit applications, black finish (for Standard profile)
LEKL601	1" lip extension kit for retrofit applications, black finish (for Low profile)
LEKL602	2" lip extension kit for retrofit applications, black finish (for Low profile)
LEKL603	3" lip extension kit for retrofit applications, black finish (for Low profile)
S/L6504DD	Lip bracket and radius faceplate for aluminum double doors with flat astragal (for S/L6504)
S/L6507DD	Lip bracket and radius faceplate for aluminum double doors with flat astragal (for S/L6507)
SMT-01	Strike marketing template kit, aluminum
TP-S6-5PK	Trim plates, 5 pack, black finish (for Standard profile)
TP-L6-5PK	Trim plates, 5 pack, black finish (for Low profile)
940-LG	High profile latch guard, 32D finish

# RCI Electric Strikes



7104  
7304

7105  
7305

7107  
7307

7108  
7308



7114  
7314

7119  
7319

## How To Order

		Voltage		
		11-16VAC-	01	
		12VDC-	05D	
		24VAC-	07	
		24VDC-	08D	
		12VDC-	06	
		24VDC-	09	
		7		x 32D
Fail-Secure-	1	04	-1-1/4"W x 4-7/8"H (32mm x 124mm), ANSI radius corners	
Fail-Safe-	3	05	-1-1/8"W x 5-7/8"H (29mm x 150mm), radius corners	
Mode		07	-1-1/4"W x 6-7/8"H (32mm x 175mm), radius corners	
		08	-1-7/16"W x 7-15/16"H (37mm x 202mm), radius corners	
		14	-1-1/4"W x 4-7/8"H (32mm x 124mm), ANSI square corners	
		19	-1-3/8"W x 9"H (34mm x 229mm), square corners	






### Faceplate

Example: **7104-05D x 32D**

## 7 Series

# Centerline Strikes

Accommodates 5/8" (16mm) latch projection. Various faceplate options available to accommodate most frame types. Insert Depth: 1-1/2" D (38mm)

	Energy 280mA <sup>1</sup> (see How to Order chart below)		Strength 500lbf Static 70ft-lb Dynamic
	Warranty 5 Year Limited Warranty		Mode Fail-Secure & Fail-Safe
	Endurance 250,000 Cycles		

<sup>1</sup>At 12VDC  
Voltage for fail safe 240mA (73) models: 12VDC (06); 24VDC (09)

- Accommodates 5/8" (16mm) latch projection
- 1/8" (3.2mm) horizontal adjustment
- 1-1/2" (38mm) insert depth
- Use with wide range of door thicknesses 1-3/8" to 2-3/8" (35mm-60mm)
- Mounting tabs, fasteners and trim plate included
- Non-handed
- Trim plate included to cover up irregular frame cutout
- Brushed Stainless Steel (32D) finish
- UL 1034 burglary-resistant Listed



## Accessories





Model	Description
4/7JIG	Standard profile frame prep jig, aluminum
LEK01	1" lip extension kit for retrofit applications, black finish
LEK02	2" lip extension kit for retrofit applications, black finish
LEK03	3" lip extension kit for retrofit applications, black finish
SMT-01	Strike marketing template kit, aluminum
TP-47-5PK	Trim plates, 5 pack, black finish
930-LG	Standard profile latch guard, 32D finish

# RCI Electric Strikes



## 12C Compact Strike

A versatile strike suitable for all types of door frames.  
1-13/16"W x 2-3/4"H x 1-1/8"D (46mm x 70mm x 28mm)

	Energy 90mA 12VDC		Strength <sup>1</sup> 1,100lbf Static 44ft-lb Dynamic
	Warranty 1 Year Limited Warranty		Mode Fail-Secure

<sup>1</sup>Internal testing

- Quick and easy to install
- Ideal for wooden, steel & aluminum frames
- Non-handed
- Versatile, compact design
- Replaces standard, non-electrified T-strikes
- Maintains integrity and strength of the door frame
- Brushed Chrome (26D)






### How To Order

12C x 26D



## VR165 Vertical Rod Strike

Accommodates 5/8" (16mm) roller latch. Designed for use with vertical rod exit devices with roller latch.

	Energy 450mA <sup>1</sup> Field-Selectable 12/24VDC & 12-24VAC		Strength 1,500lbf Static 70 Dynamic ft-lb
	Warranty 5 Year Limited Warranty		Mode Fail-Secure
	Endurance 250,000 Cycles		

<sup>1</sup>Max at 12VDC

- Accommodates 5/8" (16mm) roller latch
- Heavy-duty, surface mounted strike
- High grade stainless steel ensures superior keeper strength
- Ensure proper latch alignment – up to 1/4" (6.4mm) adjustment to compensate for door and frame misalignments
- Door stop adjustment for different rail thicknesses
- Horizontal solenoid prevents manipulation from vibration
- Conventional keeper design (one moving part) - promotes even load distribution
- Lockdown tabs for secure mount
- Non-handed
- HEX socket head cap screws for added support and tamper-resistance
- Plug-in wire connector
- Installation tool included (HEX key)
- Brushed Stainless Steel (32D) finish
- UL 1034 burglary-resistant Listed
- UL 294 Listed for access Control Unit Accessory (6th Edition)
- Patent #: US 7,722,097
- Patent #: Canadian 2,597,916

### How To Order

VR165 x 32D

Example: **VR165 x 32D**









# RCI Electric Strikes



## VR166 Vertical Rod Strike

Surface mounted vertical rod strike for Pullman latch.

Simple locking solution for surface vertical rod exit devices having a Pullman style latch.

	Energy 210mA Field-Selectable 12/24VDC, 12-24VAC		Strength 1,500lb Static 70ft-lb Dynamic
	Warranty 5 Year Limited Warranty		Mode Fail-Secure
	Endurance 250,000 Cycles		Monitoring Latch Monitor & Keeper Monitor Accessory Available

<sup>1</sup>Max at 12VDC

- A small footprint vertical rod strike to be used in single or double-door applications.
- This simple design requires a 63 mm x 33 mm cut-out in the frame.
- Total footprint of the strike does not exceed 104 mm x 50 mm x 16 mm.
- Horizontal adjustability of 8 mm for frame and door variations.
- Solenoid activated.
- Designed and suited to a minimum 52 mm (2-1/16") backset of the top latch.
- UL294 Listed for Access Control Unit Accessory (6th Edition).
- UL1034 burglary-resistant Listed.

### How To Order

VR166	x	32D
	x	LMKM

Example: **VR166 x 32D**



# RCI Electric Strikes



## 4 Series

### Modular Strike Inserts

Includes Lip Bracket & Hardware Pack

#### How To Order

		<b>Voltage</b>		
<b>Fail-Secure</b>		11-16VAC	-	01
		12VAC/VDC	-	05
		24VAC/VDC	-	08
<b>Fail-Safe</b>		12VDC	-	06
		24VDC	-	09
<b>A</b>	<b>4</b>		<b>-</b>	
		1	-	Fail-Secure
		3	-	Fail-Safe
		<b>Mode</b>		
Example: <b>A41-05</b>				



## 6 Series

### Modular Strike Inserts

Includes Lip Bracket & Hardware Pack

#### How To Order

<b>A</b>		<b>65</b>		<b>LMKM</b>	<b>Options</b>
		<b>S</b>	-	Standard	-Latch And Keeper Monitor
		<b>L</b>	-	Low Profile	
Example: <b>AL65LMKM</b>					



## 7 Series

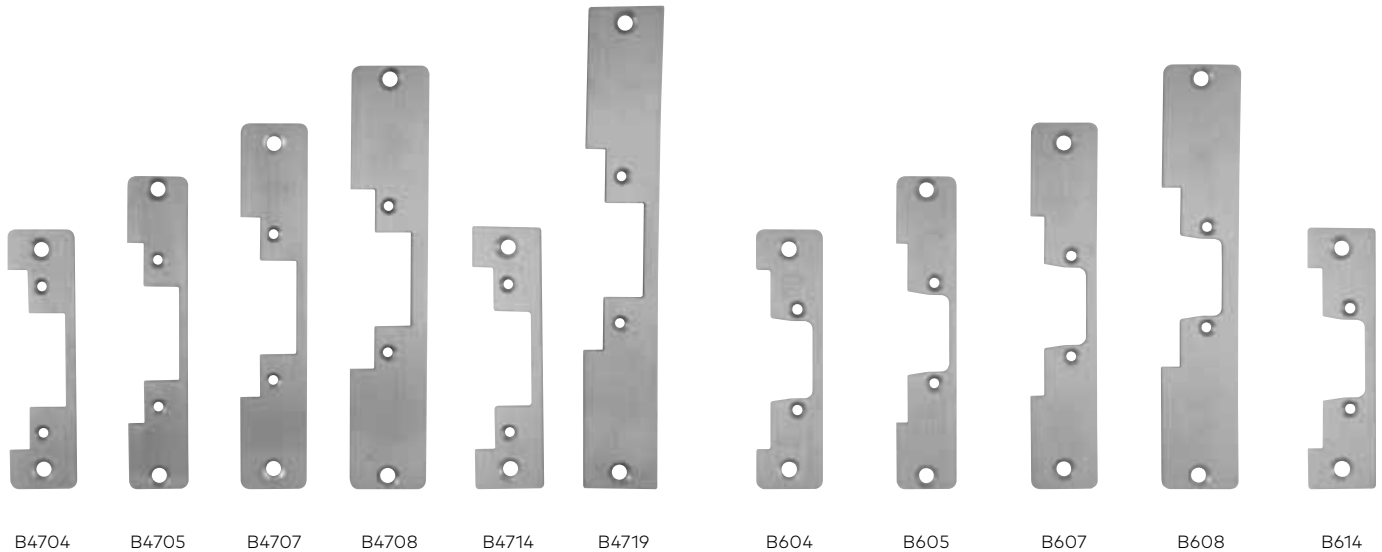
### Modular Strike Inserts

Includes Lip Bracket & Hardware Pack

#### How To Order

		<b>Voltage</b>		
<b>Fail-Secure</b>		11-16VAC	-	01
		12VDC	-	05D
		24VAC	-	07
		24VDC	-	08D
<b>Fail-Safe</b>		12VDC	-	06
		24VDC	-	09
<b>A</b>	<b>7</b>		<b>-</b>	
		1	-	Fail-Secure
		3	-	Fail-Safe
		<b>Mode</b>		
Example: <b>A71-05D</b>				

# RCI Electric Strikes



## 4/7 Series Modular Strike Faceplates

## 6 Series Modular Strike Faceplates

### How To Order

		Series
	6	-6 Series
	47	-4 & 7 Series
B		- 32D
	04	-1-1/4"W x 4-7/8"H (32mm x 124mm), ANSI Radius Corner
	05	-1-1/8"W x 5-7/8"H (29mm x 150mm), Radius Corners
	07	-1-1/4"W x 6-7/8"H (32mm x 175mm), Radius Corners
	08	-1-7/16"W x 7-15/16"(37mm x 202mm), Radius Corners
	14	-1-1/4"W x 4-7/8"H (32mm x 124mm), ANSI Square Corners
	19	-1-3/8"W x 9"H (34mm x 229mm), Square Corners <sup>1</sup>

### Faceplate

Example: **B4707-32D**

<sup>1</sup>Only available with 4 & 7 series

# RCI Electric Strikes Accessories



## Double Door Housing

Ideal for double door applications with no center mullion. Door housing is mounted on the inactive door

Model	Description	Finish	Compatible with
0161DDH	Double door housing for 0161	SPC <sup>1</sup>	0161
0162DDH	Double door housing for 0162, 0163	SPC <sup>1</sup>	0162, 0163
0162DDHS	Double door housing for 0563	SPC <sup>1</sup>	0563

<sup>1</sup>SPC = Silver Powder Coat



## Latch Guards

Added tamper-resistance for perimeter doors. Helps guard the latch from a prying attack. Designed with radius cut for easy installation around lockset roses.

Model	Description	Finish	Compatible with
930-LG	Standard profile latch guard	32D	4/7 Series
940-LG	High profile latch guard	32D	F2/6/F1 Series



## Frame Prep Jigs

Aids in cutting of aluminum or metal frames, improving accuracy.

Model	Description	Finish	Compatible with
4/7JIG	Frame prep jig for ANSI-sized electric strike	Aluminum	4104/4304, 4114/4314, 7104/7304, 7114/7314
S6JIG	Standard profile frame prep jig	Aluminum	S6504, S6514
L6JIG	Low profile frame prep jig	Aluminum	L6504, L6514



## Lip Bracket Extension

Ideal for center-hung doors. Allows electric strike to be installed in frame and protects frame from damage.

Model	Description / Dimensions	Finish	Compatible with
LEK01	1" Lip extension kit for retrofit	Black	4/7 Series
LEK02	2" Lip extension kit for retrofit	Black	4/7 Series
LEK03	3" Lip extension kit for retrofit	Black	4/7 Series
LEKS601	1" Lip extension kit for retrofit (standard)	Black	S6 Series
LEKS602	2" Lip extension kit for retrofit (standard)	Black	S6 Series
LEKS603	3" Lip extension kit for retrofit (standard)	Black	S6 Series
LEKL601	1" Lip extension kit for retrofit (low profile)	Black	L6 Series
LEKL602	2" Lip extension kit for retrofit (low profile)	Black	L6 Series
LEKL603	3" Lip extension kit for retrofit (low profile)	Black	L6 Series



## Ice Pack

Heat reducer for continuous duty electric strikes. Operating voltage – 12 to 30VDC.

Model	Description / Dimensions	Compatible with
ICEPK	Heat reducer for continuous duty electric strikes	0/F1/2/4/6/7 Series



## Mounting Spacer Kits

Ideal for increasing latch depth.

Model	Description	Compatible with
0162MSK	1/16" mounting spacer for additional latch engagement	0162



## Security Hardware Packs

Model	Description	Compatible with
2SERIESHWK	Includes screws, bit, mounting tabs, allen key, shims, conector, deadbolt bracket and plug.	2 Series



# RCI Electric Strikes Accessories



## Strike Marking Template Kit

Ideal for accurately guiding prepping of the frame for the installation.

Model	Description	Finish	Compatible with
SMT-01	Strike Marking Template Kit	Aluminum	F2/4/6/7 Series



## 2 Series Plug-In Latch Monitor

Latch monitor plug-in kit (2A @ 24VDC).

Model	Description	Compatible with
F2LM	Plug-in latch monitor kit (2A @ 24VDC). Improved design to accommodate 1/2" - 3/4" latch throw	F2164



## Trim Plates

Ideal for concealing any imperfections caused while prepping the frame cut out.

Model	Description	Finish	Compatible with
TP-47-5PK	Trim Plate - 5 Pack	Black	4/7 Series
TP-L6-5PK	Low profile Trim Plate - 5 Pack	Black	L6 Series
TP-S6-5PK	Standard profile Trim Plate - 5 Pack	Black	S6 Series



## 2 Series Filler Plate

Filler plate (for use when replacing discontinued 2 Series models).

Model	Description	Compatible with
2FP	Filler plate for use when replacing discontinued 2 Series models	F2164/2364











## 6 Series Lip Bracket & Aluminum Faceplates

Model	Description	Compatible with
S6504DD	Lip bracket and aluminum faceplate for double doors with astragal (for S6504)	S6504
L6504DD	Lip bracket and aluminum faceplate for double doors with astragal (for L6504)	L6504
S6507DD	Lip bracket and aluminum faceplate for double doors with astragal (for S6507)	S6507
L6507DD	Lip bracket and aluminum faceplate for double doors with astragal (for L6507)	L6507

# RCI Electric Strikes

## Frame & Lock Type Reference Guide

		Frame Type			Lock Type				
									
		Wood	Aluminum	Hollow Metal	Mortise Exit Device	Pullman Latch	Centerline Cylindrical	Offset Mortise	Narrowline Aluminum
<b>0 Series</b> Rim Strikes	O161	•	•	•	-	•	-	-	-
	O162	•	•	•	-	•	-	-	-
	F0162	•	•	•	-	•	-	-	-
	O163	•	•	•	-	•	-	-	-
<b>F1 Series</b> Fire-Rated Centerline Strikes	F1114	-	•	•	-	-	•	-	-
	F1119	•	•	•	-	-	•	-	-
<b>2 Series</b> All-In-One Strikes	F2164/2364	•	-	•	•	-	•	•	-
	4104/4304	-	•	-	-	-	•	-	-
<b>4 Series</b> Centerline Strikes	4105/4305	•	•	•	-	-	•	-	-
	4107/4307	•	•	•	-	-	•	-	-
	4108/4308	•	•	•	-	-	•	-	-
	4114/4314	-	-	•	-	-	•	-	-
	4119/4319	•	•	•	-	-	•	-	-
	F4104	-	•	-	-	-	•	-	-
	F4114	-	-	•	-	-	•	-	-
	S6504	-	•	-	-	-	•	-	-
<b>6 Series</b> Centerline Strikes	L6504	-	•	-	-	-	•	-	•
	S6505	•	•	•	-	-	•	-	-
	L6505	•	•	•	-	-	•	-	•
	S6507	•	•	•	-	-	•	-	-
	L6507	•	•	•	-	-	•	-	•
	S6508	•	•	•	-	-	•	-	-
	L6508	•	•	•	-	-	•	-	•
	S6514	-	-	•	-	-	•	-	-
	L6514	-	-	•	-	-	•	-	•
	S65U	•	•	•	-	-	•	-	-
L65U	•	•	•	-	-	•	-	•	
<b>7 Series</b> Centerline Strikes	7104/7304	-	•	-	-	-	•	-	•
	7105/7305	•	•	•	-	-	•	-	•
	7107/7307	•	•	•	-	-	•	-	•
	7108/7308	•	•	•	-	-	•	-	•
	7114/7314	-	-	•	-	-	•	-	•
	7119/7319	•	•	•	-	-	•	-	•
<b>Compact Strikes</b>	12C	•	-	•	-	-	•	-	-

# Keypads & Readers



# RCI 125 kHz Readers



**P-300-H-A**  
**125kHz Mullion Reader**  
 Slim design ideal for areas with minimal surface space to mount.



**P-500-H-A**  
**125kHz Reader**  
 Compact design ideal for single gang wall-box applications.



**P-640-H-A**  
**P-620-H-A (mullion)**  
**125kHz Keypad & Reader**  
 Ideal for dual authentication or simple access via PIN or credential applications.



**P-710-H-A**  
**125kHz Medium Range Reader**  
 Slim design ideal for areas with minimal surface space to mount.



**P-900-H-A**  
**125kHz Long Range Reader**  
 Slim design ideal for areas with minimal surface space to mount.



See Fact sheet for specifications



Warranty  
 Lifetime Limited Warranty

### How To Order

				Reader Type
	300			-Mullion
	500			-Single gang
	620			-Mullion keypad
	640			-Keypad
	710			-Medium range
	900			-Long range
P		H	A	
				OSDP


# RCI 125 kHz Credentials



## PSC-1-H

### 125kHz Clamshell Card

Proximity card for physical access control.  
2.2" W x 3.4" H x .06" D  
(56x86x1.5 mm)



## PSI-4-H

### 125kHz Printable Card

Printable proximity card for physical access control.  
2.1" W x 3.4" H x 0.046" D  
(53x86x1.17 mm)



## PSM-2P-H

### 125kHz ISO Imageable Card

ISO imageable proximity card for physical access control.  
2.1" W x 3.4" H x 0.031" D  
(53 x 86 x 0.79 mm)



## PSM-2S-H

### 125kHz ISO Imageable Card with magnetic stripe

ISO imageable proximity card for physical access control.  
2.1" W x 3.4" H x 0.031" D  
(53 x 86 x 0.79 mm)



## PSK-3-H

### 125kHz Fob

Proximity fob for physical access control.  
1.2" W x 1.5" H x 0.15" D  
(30 x 38 x 3.8 mm)



## PDT-1-H

### 125kHz Disk Tag

Disk tag credential for physical access control.  
1" diameter x 0.0625" thick  
(25.4 mm x 1.6 mm)



## DE2-125

### 125kHz & 13.56MHz Card

Dual frequency 125 kHz (proximity) and 13.56 MHz (MIFARE DESFire EV2 smartcard) for physical access control.  
2.1" W x 3.4" H x 0.031" D  
(53 x 86 x 0.79 mm)

See Fact sheet for specifications



Warranty Varying

#### How To Order

	Credential Type
PSC-1-H	Clamshell
PSI-4-H	Printable
PSM-2P-H	ISO imageable
PSM-2S-H	ISO imageable
PSK-3-H	Fob
PDT-1-H	Adhesive Tag
DE2-125	ISO imageable

# RCI 13.56 MHz Smartcard Readers



**CSR-35L**  
**13.56MHz Smartcard & BLE Reader**  
 Unique design accommodates single gang or mullion mounts.  
 Functions with 13.56MHz physical and mobile (BLE) credentials  
 Mullion: 1.7" W x 4.7" H x 1.2" D (43 x 119 x 30 mm)  
 Switch Plate: 3" W x 5.1" H x 1.2" D (76 x 130 x 30 mm)



**CSR-6.2L**  
**CSR-6.4L (mullion)**  
**13.56MHz Smartcard & BLE Keypad Reader**  
 Ideal for dual authentication or simple access via PIN or credential applications.

CSR-6.2L: 1.78" W x 6.1" H x 0.91" D (45 x 155 x 23 mm)  
 CSR-6.4L: 3" W x 4.6" H x 0.75" D (76 x 117 x 19 mm)



**PCR-35L**  
**125kHz & BLE Reader**  
 Unique design accommodates single gang or mullion mounts.  
 Functions with 125 kHz physical and mobile (BLE) credentials  
 Mullion: 1.7" W x 4.7" H x 1.2" D (43 x 119 x 30 mm)  
 Switch Plate: 3" W x 5.1" H x 1.2" D (76 x 130 x 30 mm)



**PCR-620L**  
**PCR-640L (mullion)**  
**125kHz & BLE Keypad Reader**  
 Ideal for dual authentication or simple access via PIN or credential applications.

CSR-6.2L: 1.78" W x 6.1" H x 0.91" D (45 x 155 x 23 mm)  
 CSR-6.4L: 3" W x 4.6" H x 0.75" D (76 x 117 x 19 mm)

See Fact sheet for specifications



Warranty  
 Lifetime Limited Warranty

## How To Order

		Reader Type	
CSR	35L		- Single gang/Mullion
CSR	6.2L		- Mullion keypad
CSR	6.4L		- Keypad
PCR	35L		- Single gang/Mullion
PCR	620L		- Mullion keypad
PCR	640L		- Keypad
		-OSDP	-OSDP version

# RCI 13.56 MHz Smartcard Credentials



## CMC-2

### Mobile Credential

Smartphone (iPhone & Android) mobile credential for use with mobile ready-readers CSR/PCR series readers.



## CSC-2

### 13.56MHz Clamshell Card

MiFare DESFire EV2 smartcard for physical access control.  
2.1" W x 3.4" H x .07" D  
(54 x 86 x 1.8 mm)



## CSM-2P

### 13.56MHz ISO-Style Card

MiFare DESFire EV2 ISO imageable smartcard for physical access control.  
2.1" W x 3.4" H x 0.03" D  
(54 x 86 x 0.76 mm)



## CSM-2S

### 13.56MHz ISO-Style Card with magnetic stripe


MiFare DESFire EV2 ISO imageable smartcard for physical access control.  
2.1" W x 3.4" H x 0.03" D  
(54 x 86 x 0.76 mm)



## CSK-2

### 13.56MHz Fob

MiFare DESFire EV2 smart fob for physical access control.  
1.9" W x 1.5" H x 0.28" D  
(49 x 38 x 7 mm)



## DE2-125

### 125kHz & 13.56MHz Card

Dual frequency 125 kHz (proximity) and 13.56 MHz (MIFARE DESFire EV2 smartcard) for physical access control.  
2.1" W x 3.4" H x 0.031" D  
(53 x 86 x 0.79 mm)

See Fact sheet for specifications



Warranty Varying

#### How To Order

	Credential Type
CMC-2	Mobile Credential
CSC-2	Clamshell card
CSM-2P	ISO imageable
CSM-2S	ISO imageable with magnetic stripe
CSK-2	Fob
DE2-125	ISO imageable









# RCI Keypads & Readers



## 9212i Keypad

Single door standalone access control solution for single gang flush mount applications.  
For interior use.  
2-3/4"W x 4-1/2"H x 1-1/4"D (70mm x 114mm x 32mm)

 Energy 45mA <sup>1</sup> Field-Selectable 12-24VAC/VDC	 Environment Rugged, Weather-Resistant Model Available
 Warranty 1 Year Limited Warranty	 Mode Field-Selectable Fail-Safe & Fail-Secure
 Interface EEPROM Memory	 Users Supports Up To 120 Users

- Four independent outputs (assignable by code) and timers
- All outputs programmable for latched or timed operation
- Supports up to 120 users
- EEPROM memory ensures programming remains intact when unit is not powered
- Single gang flush-mount design
- Secure access codes (4-8 digits)
- Silent mode (audible annunciation of key presses can be disabled)
- Electronics mounted on back of keypad
- Input trigger for request-to exit or other open circuit contact
- Three LED's to indicate status and provide user with visual PIN entry confirmation
- Red/Green LED's indicates relay status
- Stainless steel faceplate







### How To Order

Type	
i	-Interior
iLW	-Interior or Exterior Illuminated
9212	



## 9212iLW Illuminated Keypad

Single door standalone access control solution for single gang flush mount applications.  
For interior or exterior use.  
3-3/8"W x 5-1/8"H x 5/8"D (86mm x 130mm x 16mm)

 Energy 198mA <sup>1</sup> Auto-Sensing 12-24VAC/VDC	 Environment Rugged, Weather-Resistant Model Available
 Warranty 1 Year Limited Warranty	 Mode Field-Selectable Fail-Safe & Fail-Secure
 Interface EEPROM Memory	 Users Supports Up To 120 Users

- Backlit, hardened keys
- Heavy chrome plated trim ring
- Key press feedback via sounder and yellow LED
- Built-in assignable sounder
- Programmable lockout
- Supports up to 120 users
- EEPROM memory ensures programming remains intact when unit is not powered
- Single gang flush-mount design
- Secure access codes (4-8 digits)
- Silent mode (audible annunciation of key presses can be disabled)
- Electronics mounted on back of keypad
- Input trigger for request-to exit or other open circuit contact
- Three LED's to indicate status and provide user with visual PIN entry confirmation
- Red/Green LED's indicates relay status
- Stainless steel faceplate



# RCI Keypads & Reader



## 9320 Easy Read-Prox® Slimline Reader Reader + Stand Alone

One self-contained unit, single-door stand alone access control solution for surface or mullion mount. For interior or exterior use.







1-1/2"W x 3-1/16"H x 1/2"D (38mm x 78mm x 12.7mm)



## 9321 Easy Read-Prox® Slimline Reader Reader + Controller

Two separate components, single-door stand alone access control solution for surface or mullion mount for interior or exterior use.

1-1/2"W x 3-1/16"H x 1/2"D (38mm x 78mm x 12.7mm)

 Energy 1,000mA <sup>1</sup> 12VDC	 Environment Rugged, Weather-Resistant Design	 Warranty 1 Year Limited Warranty	 Read Range Up To 2-3/8" (60mm) <sup>2</sup>
 Mode Field-Selectable Fail-Safe & Fail-Secure	 Users Supports Up To 10,000 Users		

<sup>1</sup>Max

<sup>2</sup>Using 932-10CP Card, 1-9/16" (40mm) using 932-10KP Fob

- Easy to install
- Supports up to 10,000 users
- Aesthetically pleasing surface or mullion mount design
- Access validation – Silent3/Audible/Visual
- Deny access without retrieving user's card or fob
- No separate programmer required
- Input trigger for request-to exit or other open circuit contact
- Includes black snap-on cover
- Proximity cards and fobs are available in packs of 10 (sold separately)

### How To Order

Type	
0	-Reader + Controller (One Self-Contained Unit)
1	-Reader + Controller (Two Separate Components)
1SPB	-Reader Only (No Control Board)
932	

### Accessories

Model	Description
932-10CP	Encoded card starter pack, 10 pack, includes wallet and programming cards
932-10KP	Encoded fob starter pack, 10 pack, includes wallet and programming cards

<sup>3</sup>Does not apply to 9321.

# RCI Receivers & Transmitters



**WRR-44**  
**4-Channel Receiver**  
 433MHz 4-channel Wiegand output long-range receiver. Read range up to 200 ft (61m)  
 3.4" W x 6.3" H x 2.3" D  
 (86.4 x 160 x 58.4 mm)



**WRR-22**  
**2-Channel Receiver**  
 433MHz 2-channel Wiegand output long-range receiver. Read range up to 100 ft (30.5m)  
 3.4" W x 6.3" H x 2.3" D  
 (86.4 x 160 x 58.4 mm)



**WRT-2M**  
**2 button mini transmitter**  
 433 MHz rolling code and encrypted; read range: WRR-22 Up to 75 feet (23 m), WRR-44 Up to 150 feet (46 m)  
 1.4" W x 1.95" H x 0.47" D  
 (35.6 x 49.5 x 11.9 mm)



**WRT-2+H**  
**2 button transmitter**  
 Button press – 433 MHz rolling code and encrypted.  
 Presentation – 125 kHz proximity  
 Range: Button press Up to 200 feet (61 m),  
 Presentation Up to 3.5 inches (88 mm)  
 1.45" W x 2.5" H x 0.56" D  
 (37 x 63.5 x 14.2 mm)



**WRT-2+D2**  
**2 button transmitter**  
 Button press – 433 MHz rolling code and encrypted.  
 Presentation – 13.56 MHz MIFARE DESFire EV2  
 Range: Button press Up to 200 feet (61 m),  
 Presentation Up to 3.5 inches (88 mm)  
 1.45" W x 2.5" H x 0.56" D  
 (37 x 63.5 x 14.2 mm)



**WRT-4+H**  
**4 button transmitter**  
 Button press – 433 MHz rolling code and encrypted.  
 Presentation – 125 kHz Proximity  
 Range: Button press Up to 200 feet (61 m),  
 Presentation Up to 3.5 inches (88 mm)  
 1.45" W x 2.5" H x 0.56" D  
 (37 x 63.5 x 14.2 mm)



**WRT-4+D2**  
**4 button transmitter**  
 Button press – 433 MHz rolling code and encrypted.  
 Presentation – 13.56 MHz MIFARE DESFire EV2  
 Range: Button press Up to 200 feet (61 m),  
 Presentation Up to 3.5 inches (88 mm)  
 1.45" W x 2.5" H x 0.56" D  
 (37 x 63.5 x 14.2 mm)

See Fact sheet for specifications



Receiver Warranty  
 1 Year Limited Warranty



Transmitter Warranty  
 1 Year Limited Warranty

## How To Order

		Receiver / Transmitter Type
WRR-44		4 channel long range receiver
WRR-22		2 channel long range receiver
	-OSDP	OSDP version
WRT-2M		2 button mini transmitter
WRT-2+H		2 button (125kHz presentation)
WRT-2+D2		2 button 13.56MHz presentation
WRT-4+H		4 button 125kHz presentation
WRT-4+D2		4 button 13.56MHz presentation

# RCI Keypads & Readers





## 9322 Easy Read-Prox® Micro Reader Reader + Stand Alone

One self-contained unit, single door standalone access control solution for flush mount applications for interior or exterior use. 1-3/16" W x 1-7/8" H x 5/16" D (29.5mm x 48mm x 8.5mm)

## 9323 Easy Read-Prox® Micro Readers Reader + Controller

Two separate components, single door standalone access control solution for flush mount applications for interior or exterior use. 1-3/16" W x 1-7/8" H x 5/16" D (29.5mm x 48mm x 8.5mm)

 Energy 1,000mA <sup>1</sup> 12VDC	 Environment Rugged, Weather- Resistant Design	 Warranty 2 Year Limited Warranty	 Read Range Up To 2-3/8" (60mm) <sup>2</sup>
 Mode Field-Selectable Fail-Safe & Fail-Secure	 Users Supports Up To 10,000 Users		

<sup>1</sup>Max  
<sup>2</sup>Using 932-10CP Card, 1-9/16" (40mm) using 932-10KP Fob

- Easy to install
- Supports up to 10,000 users
- Aesthetically pleasing flush mount design
- Access validation – Silent3/Audible
- Deny access without retrieving user's card or fob
- No separate programmer required
- Input trigger for request-to exit or other open circuit contact
- Includes black snap-on cover
- Proximity cards and fobs are available in packs of 10 (sold separately)

### How To Order

Type	
2	-Reader + Controller (One Self-Contained Unit)
3	-Reader + Controller (Two Separate Components)
3MP	-Reader Only (No Control Board)
932	

### Accessories

Model	Description
932-10CP	Encoded card starter pack, 10 pack, includes wallet and programming cards
932-10KP	Encoded fob starter pack, 10 pack, includes wallet and programming cards

<sup>3</sup>9322 only. Does not apply to 9323.



# Switches



# RCI Switches



## 906 Handicap Pushbutton

2-3/4"W x 4-1/2"H (70mm x 114mm)

**2** Year Warranty  
2 Year Limited Warranty

- Blue, 1-3/4" (44mm) diameter button
- Available with handicap symbol screen printed or blank
- Quickly mounts to single gang surface or recessed electrical box
- Hardware kit includes stainless steel tamper-proof screws and spanner bit
- Momentary (2-SPST), maintained (2-SPST) or time-delay (DPDT) switches available
- Brushed Stainless Steel (32D) faceplate
- See accessories at end of this section

### How To Order

		Type			
	BH	-	-Handicap Symbol		
	B	-	-Blank		
906	-	-		x	32D
			Momentary		MO
			Maintained		MA
			Time-Delay		TD
			<b>Switch Mode</b>		



## 908 Exit Pushbutton

2-3/4"W x 4-1/2"H (70mm x 114mm)

**2** Year Warranty  
2 Year Limited Warranty

- Red, black or green, 1-9/16" (40mm) diameter button
- Available with engraved "EXIT" (English, French or Spanish) or blank
- Quickly mounts to single gang surface or recessed electrical box
- Hardware kit includes stainless steel tamper-proof screws and spanner bit
- Momentary (2-SPST), maintained (2-SPST) or time-delay (DPDT) switches available
- Brushed Stainless Steel (32D) faceplate
- See accessories at end of this section

### How To Order

		Type			
	Red <sup>1</sup>	R	E -"EXIT", English		
	Green	G	F -"EXIT", French		
	Black	B	S -"EXIT", Spanish		
		B	-Blank		
908	-	-		x	32D
			Momentary		MO
			Maintained		MA
			Time-Delay		TD
			<b>Switch Mode</b>		

<sup>1</sup>Standard

# RCI Switches



## 916 Tamper-Resistant Handicap Pushbutton

Standard: 3"W x 4-3/4"H (76mm x 121mm)  
Narrow: 1-5/8"W x 4-3/4"H (45mm x 121mm)

**2** Year Warranty  
2 Year Limited Warranty

- Blue, 1-3/4" (44mm) diameter button
- Available with handicap symbol screen printed or blank
- Quickly mounts to single gang box (Standard) or narrow-stile door frames (Narrow)
- Extruded aluminum 1/4" (6.4mm) plate with beveled edges for tamper-resistance and durability
- Hardware kit includes stainless steel tamper-proof screws and spanner bit
- Momentary (2-SPST), maintained (2-SPST) or time-delay (DPDT) switches available
- Faceplate available in Brushed Anodized Aluminum (28) or Brushed Anodized, Dark Bronze (40)
- See accessories at end of this section

### How To Order

		Type	Switch Mode	
Handicap Symbol	916	BH	MO	-Momentary
		BH	MA	-Maintained
		BH	TD	-Time-Delay
Blank	916	B		x
Narrow	N		Brushed Anodized Aluminum <sup>1</sup>	28
			Brushed Anodized Dark Bronze	40
<b>Options</b>		<b>Faceplate Finish</b>		

<sup>1</sup>Standard



## 918 Tamper-Resistant Exit Pushbutton

Standard: 3"W x 4-3/4"H (76mm x 121mm)  
Narrow: 1-5/8"W x 4-3/4"H (45mm x 121mm)

**2** Year Warranty  
2 Year Limited Warranty

- Red or green, 1-9/16" (40mm) diameter button
- Available with engraved "EXIT" (English, French or Spanish) or blank
- Quickly mounts to single gang box (Standard) or narrow-stile door frames (Narrow)
- Extruded aluminum 1/4" (6.4mm) plate with beveled edges for tamper-resistance and durability
- Hardware kit includes stainless steel tamper-proof screws and spanner bit
- Momentary (2-SPST), maintained (2-SPST) or time-delay (DPDT) switches available
- Faceplate available in Brushed Anodized Aluminum (28) or Brushed Anodized Dark Bronze (40)
- See accessories at end of this section

### How To Order

		Type	Switch Mode	
Red	918	R	MO	-Momentary
		R	MA	-Maintained
		R	TD	-Time-Delay
Green	918	G		x
Narrow	N		Brushed Anodized Aluminum <sup>1</sup>	28
			Brushed Anodized Dark Bronze	40
<b>Options</b>		<b>Faceplate Finish</b>		
		"EXIT", - English	E	
		"EXIT", - French	F	
		"EXIT", - Spanish	S	
		Blank	B	
		<b>Type</b>		

<sup>1</sup>Standard

# RCI Switches



## 990 Oversized Tamper-Resistant Handicap Pushbutton

3"W x 4-3/4"H (76mm x 121mm)

**2** Year Warranty  
2 Year Limited Warranty

- Blue, 2-3/8" (60mm) diameter button
- Available with handicap label or blank
- Quickly mounts to single gang surface or recessed electrical box or narrow-stile door frames (Narrow)
- Extruded aluminum 1/4" plate with beveled edges for tamper-resistance and durability
- Hardware kit includes stainless steel tamper-proof screws and spanner bit
- Momentary (2-SPST), maintained (2-SPST) or time-delay (DPDT) switches available
- Faceplate available in Brushed Anodized Aluminum (28) or Brushed Anodized, Dark Bronze (40) finish
- See accessories at end of this section

### How To Order

		Type	Switch Mode		
Handicap Symbol		BH	MO	-Momentary	
Blank		B	MA	-Maintained	
			TD	-Time-Delay	
990	-	-	x		
Narrow	N	Brushed Anodized Aluminum <sup>1</sup>			28
Options		Brushed Anodized Dark Bronze			40
		<b>Faceplate Finish</b>			

<sup>1</sup>Standard



## 990 Oversized Tamper-Resistant Exit Pushbutton

3"W x 4-3/4"H (76mm x 121mm)

**2** Year Warranty  
2 Year Limited Warranty

- Red or green, 2-3/8" (60mm) diameter button
- Available with "EXIT" and "EMERGENCY" label (English, French or Spanish) or blank
- Quickly mounts to single gang surface or recessed electrical box
- Extruded aluminum 1/4" plate with beveled edges for tamper-resistance and durability
- Hardware kit includes stainless steel tamper-proof screws and spanner bit
- Momentary (2-SPST), maintained (2-SPST) or time-delay (DPDT) switches available
- Faceplate available in Brushed Anodized Aluminum (28) or Brushed Anodized, Dark Bronze (40) finish
- See accessories at end of this section

### How To Order

		Color	Switch Mode		
Red		R	MO	-Momentary	
Green		G	MA	-Maintained	
			TD	-Time-Delay	
990	-	-	x		
Narrow	N	English	E	Brushed Anodized Aluminum <sup>1</sup>	28
Options		French	F	Brushed Anodized Dark Bronze	40
		Spanish	S	<b>Faceplate Finish</b>	
		Blank	B		
		<b>Type</b>			

<sup>1</sup>Standard



# RCI Switches



## 991 Pneumatic Time Delay Pushbuttons

Standard: 2-3/4" W x 4-1/2" H (70mm x 114mm)

Narrow: 1-3/4" W x 4-1/2" H (41mm x 114mm)

<b>1</b> Year	Warranty 1 Year Limited Warranty
------------------	-------------------------------------

- Blue, 1-5/8" (41mm) diameter button with engraved handicap symbol
- Red, 1-5/8" (41mm) diameter button with engraved "PUSH TO EXIT"
- Tamper-resistant, cannot be burned or pried off
- Quickly mounts to single gang box (Standard) or narrow-stile door frames (Narrow)
- 1-45 seconds adjustable time delay
- Made in the USA
- Brushed Stainless Steel (32D) faceplate
- Listed to CSA C22.2 NO. 14-10
- UL 508 recognized microswitch
- UL294 listed

### How To Order

991	N	Narrow		
		PTD	X	32D
	BB	Blue, Blank		
	BH	Blue, Handicap		
	RB	Red, Blank		
	RE	Red, Push to Open		

Example = 991N-BHX32D

991 Narrow Blue with Handicap Logo

# RCI Switches



## 919 Rotary Release Pushbutton

3"W x 4-1/2"H (76mm x 114mm)

**2** Year Warranty  
2 Year Limited Warranty

- Red, 1-3/4" (44mm) diameter button
- Quickly mounts to single gang surface or recessed electrical box
- Push the button once to engage; twist cap in direction of arrows to release
- Designed to prevent users from inadvertently re-engaging the lock
- Latching momentary action
- Button must be manually turned to reset
- Hardware kit includes stainless steel tamper-proof screws and spanner bit
- Maintained (2-SPST) switch operation
- Faceplate available in Brushed Anodized Aluminum (28) or Brushed Anodized, Dark Bronze (40) finish
- See accessories at end of this section

### How To Order

#### Faceplate Finish

Brushed Anodized – Aluminum <sup>1</sup>	28
Brushed Anodized – Dark Bronze	40

919 - MA x

<sup>1</sup>Standard



## 920 Emergency Release Keyswitch/Pushbutton

2-3/4"W x 4-1/2"H (70mm x 114mm)

**2** Year Warranty  
2 Year Limited Warranty

- Red, 1-9/16" (40mm) diameter button
- Quickly mounts to single gang surface or recessed electrical box
- Push the button once to engage; key required to reset
- Designed to prevent users from inadvertently re-engaging the lock
- Hardware kit includes stainless steel tamper-proof screws and spanner bit
- Maintained (2-SPST) switch operation
- Brushed Stainless Steel (32D) faceplate
- See accessories at end of this section

### How To Order

920 - MA x 32D

# RCI Switches



## 917 Easy Touch Pushbutton

2-3/4" W x 4-1/2" H (70mm x 114mm)

**2** Year Warranty  
2 Year Limited Warranty

- Quickly mounts to single gang box, no mounting box required
- Handicap symbol and English, French and Spanish "Push to Exit" labels included
- Momentary switch operation (SPST)
- Virtually infinite lifetime
- Totally weather-proof
- Solid state (no moving parts)
- Pressure sensitive
- Architecturally elegant design
- Hardware kit includes Allen head screws and wrench
- Brushed Anodized Aluminum (28) faceplate
- See accessories at end of this section

### How To Order

917 - MO x 28

## 972 All-In-One Illuminated Pushbutton

2-3/4" W x 4-1/2" H (70mm x 114mm)

**2** Year Warranty  
2 Year Limited Warranty

<sup>1</sup>LED not included  
All-in-one button, reduces inventory SKU's

- Large 2" (51mm) square illuminated LED pushbutton
- Includes 3 messages, "Exit", "Push to Exit", and "Occupied When Lit" in English/Spanish or English/French; and a Handicap symbol
- Includes three colored lenses (green, red & clear)
- Quickly mounts to single gang box
- Hardware kit includes stainless steel tamper-proof screws and spanner bit
- Momentary switch operation (SPDT)
- Integrated 30 sec. fixed or adjustable delay timer option available
- SPDT switch is a UL recognized component
- ADA Compliant
- Brushed Stainless Steel (32D) faceplate
- See accessories at end of this section

### How To Order

				<b>Options</b>
			TD30	-30 Sec. Fixed Timer
			TD30A	-0-30 Sec. Adjustable Time
972	-		-	MO x 32D
		ES		-English & Spanish
		EF		-English & French
				<b>Language</b>

# RCI Switches



## 970 Illuminated Exit Pushbutton

Standard: 3" W x 4-3/4" H (76mm x 121mm)  
Narrow: 1-5/8" W x 4-3/4" H (41mm x 121mm)

**2** Year Warranty  
2 Year Limited Warranty

- Illuminated pushbutton
- Quickly mounts to single gang box (Standard) or narrow-stile door frames (Narrow)
- Extruded aluminum 1/4" (6mm) plate with beveled edges for tamper-resistance and durability
- Hardware kit includes stainless steel tamper-proof screws and spanner bit
- Momentary (2-SPST or 4-SPST), maintained (2-SPST or 4-SPST) or time-delay (DPDT) switches available
- 12 and 24VAC/VDC options available
- Optional audible alert add-on
- Blue (standard), yellow, green, red lens options
- Faceplate available in Brushed Anodized Aluminum (28) or Brushed Anodized, Dark Bronze (40) finish
- See accessories at end of this section

### How To Order

<b>Lens</b>		<b>Faceplate Finish</b>	
Blue <sup>1</sup>	B	Brushed Anodized Aluminum <sup>1</sup>	28
Yellow	Y	Brushed Anodized	40
Green	G	Dark Bronze	
Red	R	<b>Options</b>	
		Audible Alert	A
970			x
Narrow	N	Momentary	MO
		Maintained	MA
		2x Momentary	DMO
		2x Maintained	DMA
		Time-Delay	TD
		<b>Switch Mode</b>	
		12VDC	05
		24VDC	08
		<b>Voltage</b>	

<sup>1</sup>Standard



## 975 Illuminated Exit Pushbutton

Standard: 3" W x 4-3/4" H (76mm x 121mm)  
Narrow: 1-5/8" W x 4-3/4" H (41mm x 121mm)

**2** Year Warranty  
2 Year Limited Warranty

- 1" (25mm) square illuminated LED pushbutton, green lens
- Quickly mounts to single gang box (Standard) or narrow-stile door frames (Narrow)
- Extruded aluminum 1/4" (6mm) plate with beveled edges for tamper-resistance and durability
- Hardware kit includes stainless steel tamper-proof screws and spanner bit
- 12 and 24VAC/VDC options available
- Faceplate available in Brushed Anodized Aluminum (28) or Brushed Anodized, Dark Bronze (40) finish
- Momentary (2-SPST) or time-delay (DPDT) switches available
- See accessories at end of this section

### How To Order

<b>Switch Mode</b>		<b>Voltage</b>	
Momentary	MO	05	-12VAC/ VDC
Time-Delay	TD	08	-24VAC/ VDC
975			x
Narrow	N	Brushed Anodized Aluminum <sup>1</sup>	28
		Brushed Anodized Dark Bronze	40
		<b>Faceplate Finish</b>	

<sup>1</sup>Standard

# RCI Switches



## 980 Economy Pushbutton

2-3/4"W x 4-1/2"H (70mm x 115mm)

**2** Year Warranty  
2 Year Limited Warranty

- Quickly mounts to single gang box
- Hardware kit includes stainless steel tamper-proof screws and spanner bit
- Momentary (SPST), maintained (SPST) or time-delay (DPDT) switches available
- White cap with black trim
- Brushed Stainless Steel (32D) faceplate
- See accessories at end of this section

### How To Order

		Switch Mode	
		MO	-Momentary
		MA	-Maintained
		TD	-Time-Delay
980	-	x	32D



## 903 Audible Alert

3"W x 4-3/4"H (76mm x 121mm)

**2** Year Warranty  
2 Year Limited Warranty

- For remote or local monitoring
- Quickly mounts to single gang box (Standard) or narrow stile door frames (Narrow)
- Extruded aluminum 1/4" (6mm) plate with beveled edges for tamper-resistance and durability
- Hardware kit includes stainless steel tamper-proof screws and spanner bit
- Push-on wire connectors included
- Field-selectable continuous or intermittent tone (80-96dB)
- 30mA, 10-26VDC
- Available in Brushed Anodized Aluminum (28) or Brushed Anodized Dark, Bronze (40) finish
- See accessories at end of this section

### How To Order

		Options	
		N	-Narrow stile
903	-	x	
			28
			40

**Faceplate Finish**

<sup>1</sup>Standard

# RCI Switches



## 960 Tamper-Resistant Keyswitch

Standard: 3" W x 4-3/4" H (76mm x 121mm)  
 Narrow: 1-5/8" W x 4-3/4" H (41mm x 121mm)  
 Key cylinder sold separately.

**2 Year** Warranty  
 2 Year Limited Warranty

- Quickly mounts to single gang box (Standard) or narrow-stile door frames (Narrow)
- Extruded aluminum 1/4" plate with beveled edges for tamper-resistance and durability
- One-piece bracket with two-position switch holder
- Compatible with standard mortise cylinders with straight or clover cams in 1-1/8" or 1-1/4" cylinder lengths (1-1/4" key cylinders available)
- Momentary (SPDT/DPDT), maintained (SPDT/DPDT) or time-delay (2-SPDT) switches available
- Hardware kit includes stainless steel tamper-proof screws and spanner bit
- Faceplate available in Brushed Anodized Aluminum (28) or Brushed Anodized, Dark Bronze (40) finish
- See accessories at end of this section

### How To Order


				<b>Faceplate Finish</b>		
				Brushed Anodized — Aluminum <sup>3</sup>		28
				Brushed Anodized Dark — Bronze		40
				x		
<b>Options</b>	DPDT <sup>1</sup> —	D				
960	-					
<b>Options</b>	Narrow-Stile —	N				
	Momentary —	MO	MO	—Momentary		
	Maintained —	MA	MA	—Maintained		
	Time-Delay —	TD			<b>Options<sup>2</sup></b>	
	<b>Switch Mode</b>					

<sup>1</sup>Only available with MO and MA switch mode  
<sup>2</sup>Second switch  
<sup>3</sup>Standard

### Accessories

Model	Description
96-CYLKA	Mortise cylinder, straight cam, keyed alike
96-CYLKD	Mortise cylinder, straight cam, keyed differently

Additional accessories available (see accessories end of this section)



## 960RO Tamper-Resistant Keyswitch with Reset/Override

Standard: 3" W x 4-3/4" H (76mm x 121mm)  
 Narrow: 1-5/8" W x 4-3/4" H (41mm x 121mm)  
 Key cylinder sold separately.

**2 Year** Warranty  
 2 Year Limited Warranty

- Quickly mounts to single gang box
- Extruded aluminum 1/4" plate with beveled edges for tamper-resistance and durability
- One-piece bracket with two-position switch holder
- Compatible with standard mortise cylinders with straight or clover cams in 1-1/8" or 1-1/4" cylinder lengths (1-1/4" key cylinders available)
- Momentary (SPDT/DPDT), maintained (SPDT/DPDT) or time-delay (2-SPDT) switches available
- Hardware kit includes stainless steel tamper-proof screws and spanner bit
- Screen-printed reset/override with directional arrows indicate the function of corresponding switch model
- Brushed Anodized Aluminum (28)
- See accessories at end of this section

### How To Order

				<b>Options<sup>2</sup></b>		
				MO —Momentary		
				MA —Maintained		
				x		28
<b>Options</b>	DPDT <sup>1</sup> —	D				
960RO	-					
	Momentary —	MO			—Momentary	
	Maintained —	MA			—Maintained	
	Time-Delay —	TD			—Time-Delay	
	<b>Switch Mode</b>					

<sup>1</sup>Only available with MO and MA switch mode  
<sup>2</sup>Second switch

### Accessories

Model	Description
96-CYLKA	Mortise cylinder, straight cam, keyed alike
96-CYLKD	Mortise cylinder, straight cam, keyed differently

Additional accessories available (see accessories end of this section)

# RCI Switches



## 904P Emergency Pull Station

3-9/16"W x 4-1/2"H (91mm x 114mm)



Warranty  
2 Year Limited Warranty

- Heavy-duty polycarbonate design with easy to lift clear Lexan cover
- All-in-one design includes English, French and Spanish labels to apply during installation
- Mounts over standard surface or recessed electrical utility box
- Maintained (DPDT) switch operation
- 3A at 125VAC
- Available in Blue finish

### How To Order

904P	x	
Blue <sup>1</sup>	-	B
<b>Finish</b>		
<sup>1</sup> Standard		



## 909 Rocker Switch

Surface-mount: 2-7/16"W X 2-7/16"H x 7/8"D (61mm x 61mm x 22mm)  
Flush-mount: 3-7/16"W x 3-7/16"H x 5/8"D (87mm x 87mm x 16mm)



Warranty  
2 Year Limited Warranty

- Ideal for desk or wall mount applications
- Surface-mounts under desk or counter for concealment
- Smooth action rocker with key symbol
- Momentary & maintained (SPDT) field selectable
- 10A at 250VAC
- Beige finish

### How To Order

<b>Mount</b>		
S	-	Surface
F	-	Flush
909	-	x B
<b>Switch Mode</b>		
MO	-	Momentary & maintained SPDT field selectable

<sup>1</sup>Available in surface-mount design only



## 913 Microwave Motion Switch

4-5/8"W x 4-5/8"H (117mm x 117mm) &  
2-3/4"W x 4-5/8"H (70mm x 117mm)



Warranty  
2 Year Limited Warranty

- Doppler radar technology allows for use in sterile environments (i.e. healthcare, food processing plants)
- It can be placed unobtrusively in a room or hallway when mounted behind a non-reflective surface for a clean non-visible solution
- Includes single and double gang plate
- Variable adjustment of pattern depth from 4" to 24" (102mm – 610mm)
- No wearing parts mean increased product life
- Water-resistant foam gasket provides increased durability when product is exposed to water or cleaning product
- 12 to 24 VDC/VAC
- Contact rated at 1A
- Available in Black, Cream or White finish
- Certifications: EMC, FCC, IC

### How To Order

<b>Finish</b>	
Black	- B
Cream	- CR
White	- W
913	x



## 914 Sounder

4-3/4"W x 5-9/16"H (119mm x 142mm)



Warranty  
2 Year Limited Warranty

- Ideal for delayed egress applications
- Field-selectable volume output up to 102db
- Models available for interior or exterior applications
- Not suitable for mounting on ceilings
- Easy installation - surface wall mounted
- 63mA, 12-24VAC
- Available in White or Red

### How To Order

<b>Type</b>	
WPR	- Weather-Proof, Red Finish
W	- White Finish
914	x

<sup>1</sup>Only available in red finish

# RCI Switches



## 915 Passive Infrared

Hands-free egress switch.  
 6-1/4"W x 1-13/32"H x 1-1/2"D  
 (159mm x 36mm x 38mm)

**2** Year Warranty  
 2 Year Limited Warranty

- Field-Selectable 12/24VDC
- 38mA max at 24VDC, 35mA at 12VDC
- Hands free release for electromagnetic locks
- Ideal for "request to exit" with electromagnetic locks
- Adjustable setting for precise detection area desired
- Adjustable-relay latch time delay (2-60 sec)
- Two Form C relays (rated 2A at 30VDC)
- SPDT switch configuration
- Available in Gray or Black

### How To Order

Finish	
Black	B
Gray	G
915	x



## 915AFI Active Focused Infrared

6-7/8"W x 1-7/8"H x 2"D (175mm x 48mm x 51mm)

**3** Year Warranty  
 3 Year Limited Warranty

- Mounts on or above the door frame with infrared beam directed near door hardware for pinpoint accuracy and operation, preventing circumvented entry by sliding objects under the door.
- Multiple relocking modes for any timed or door position conditions
- Relay output consists of two Form "C" contacts for NO/NC wiring
- Integrated local sounder with adjustable volume and activation LEDs
- 3 additional auxiliary inputs: request to exit, card reader and a door position switch
- 12 to 24 VDC/VAC
- Black finish
- Certifications: UL 294/ULC S319

### How To Order

915AFI	x	B
--------	---	---



# RCI Switches



## 946 Square Push Plate

4-1/2" Sq. (114mm); 4-3/4" Sq. (121mm); 6" Sq. (152mm)



Warranty  
Lifetime Limited Warranty

- Available in three sizes
- Momentary (SPDT) switch operation, DPDT accessory kit available
- Tamper-resistant
- Brushed Stainless Steel (32D) finish

### How To Order

		Type		Finish	
		P	-Push to Open		
		H	-Handicap Symbol	32D	-Brushed Stainless Steel
		HP	-Handicap Symbol + Push to Open	BLU	-Blue
946				MO	x
		<b>Options</b>			
		Size			
4-1/2" (114mm) <sup>1</sup>		45			
4-3/4" (121mm)		475			
6" (152mm)		6			

<sup>1</sup>Only available with HP type

### Accessories

Model	Description
9466SUR	Surface-mount box for 6" push plate
946475SUR	Surface-mount box for 4.75" push plate
94645SUR	Surface-mount box for 4.5" push plate
9466FLU	Flush mount box for 6" push plate
946475FLU	Flush mount box for 4.75" push plate
946475WR	Weather ring for 4.75" push plate
946DGPLATE	Back plate for double gang electrical box
9464PLAST	Double gang mount box
P94/5DMO	DPDT accessory kit



## 950 Round Push Plate

4-1/2" Dia. (114mm); 6" Dia. (152mm)



Warranty  
Lifetime Limited Warranty

- Available 4-1/2" designed for 2" x 4" (51mm x 102mm) switch boxes and 6" designed for 4" x 4" x 1-1/2" (102mm x 102mm x 38mm) junction boxes
- Momentary (SPDT) switch operation, DPDT accessory kit available
- Tamper-resistant
- Brushed Stainless Steel (32D) finish

### How To Order

		Type		Finish	
		P	-Push to Open		
		H	-Handicap Symbol		
		HP	-Handicap Symbol + Push to Open		
950				MO	x
		<b>Options</b>			
		Size			
4-1/2" (114mm)		45			
6" (152mm)		6			

### Accessories

Model	Description
9466SUR	Surface-mount box for 6" push plate
946475SUR	Surface-mount box for 4.75" push plate
94645SUR	Surface-mount box for 4.5" push plate
9466FLU	Flush mount box for 6" push plate
946475FLU	Flush mount box for 4.75" push plate
946475WR	Weather ring for 4.75" push plate
946DGPLATE	Back plate for double gang electrical box
9464PLAST	Double gang mount box
P94/5DMO	DPDT accessory kit

# RCI Switches



RCM  
Retrofit contactless module



T2T  
Two-wire module



Converts existing Stainless Steel actuators into a touch-free solution (eg. RCI 946/950)

## T2T Touch to Touchless Conversion Modules

**1** Year Warranty  
1 Year Limited Warranty

- Converts RCI 946/950 models into touch-free actuators
- Can convert all other push plate actuators (with no added features or secondary attributes already in use)
- Easy to install and operates in minutes
- No added wire runs
- Handicap or Wave applique provided to indicate touch-free
- FCC and ISED compliant

### How to Order

Part Number	Description
T2T-4-WO	4 Wire Application + Waving Hand Logo Wave to Open
T2T-4-HC-WO	4 Wire Application + Handicap Logo Wave to Open
T2T-2-WO	2 Wire Application + Waving Hand Logo Wave to Open
T2T-2-HC-WO	2 Wire Application + Handicap Logo Wave to Open
T2T-4-WL	4 Wire Application + Waving Hand Logo Wave to Lock
T2T-4-HC-WL	4 Wire Application + Handicap Logo Wave to Lock
T2T-2-WL	2 Wire Application + Waving Hand Logo Wave to Lock
T2T-2-HC-WL	2 Wire Application + Handicap Logo Wave to Lock

- For existing switches having two wires only, both the RCM and T2T modules are required
- For existing switches have 4+ wires, the RCM only is required

Comes with new adhesive display plates to indicate new touch-free feature



# RCI Switches




## 946T Square Short-Range Touchless Actuator


4-3/4" Sq. (121mm)



## 950T Round Short-Range Touchless Actuator

6" Dia. (173mm x 152mm)

 Warranty  
Lifetime Limited Warranty

 Warranty  
Lifetime Limited Warranty

- Low-profile touchless actuator plate utilizing unique capacitive technology for the activation of automatic doors
- Illuminated LED mounting ring for unparalleled durability, visibility and convenience
- Hands-free – helps reduce the spread of germs and bacteria
- Short-range adjustable detection zone reduces unwanted activations
- Adjustable visual and audible alerts
- Field-selectable 12-24 VAC/VDC, 37mA typical
- NEMA 4-rated enclosure
- Made of stainless steel (faceplate) and clear polycarbonate (mounting ring, backplate and enclosure)
- Momentary (SPDT) switch operation
- Certifications & testing:
  - ANSI – American National Standards Institute
  - AAADM – American Association of Automatic Door Manufacturers
  - AIA – American Institute of Architects
  - FCC – Federal Communications Commission
  - IDA – International Door Association
  - DASMA – Door & Access Systems Manufacturers Association
  - NEMA 4 – National Electrical Manufacturers Association
- See accessories at end of this section

- Low-profile touchless actuator plate utilizing unique capacitive technology for the activation of automatic doors
- Illuminated LED mounting ring for unparalleled durability, visibility and convenience
- Hands-free – helps reduce the spread of germs and bacteria
- Short-range adjustable detection zone reduces unwanted activations
- Adjustable visual and audible alerts
- Field-selectable 12-24 VAC/VDC, 37mA typical
- NEMA 4-rated enclosure
- Made of stainless steel (faceplate) and clear polycarbonate (mounting ring, backplate and enclosure)
- Momentary (SPDT) switch operation
- Certifications & testing:
  - ANSI – American National Standards Institute
  - AAADM – American Association of Automatic Door Manufacturers
  - AIA – American Institute of Architects
  - FCC – Federal Communications Commission
  - IDA – International Door Association
  - DASMA – Door & Access Systems Manufacturers Association
  - NEMA 4 – National Electrical Manufacturers Association
- See accessories at end of this section

### How To Order

		Type				
	H	–Handicap & Wave Symbol				
	HW	–Handicap & Wave Symbol & "Wave To Open"				
	W	–"Wave To Open" & Wave Symbol				
946T		475	-	MO	x	32D

### How To Order





		Type				
	H	–Handicap & Wave Symbol				
	HW	–Handicap & Wave Symbol & "Wave To Open"				
	W	–"Wave To Open" & Wave Symbol				
950T		6	-	MO	x	32D

# RCI Switches



## ILO6 Controller Barrier free washroom controller

The ILO6 is a multi-faceted controller that is ideal for quick installations offering barrier free access. The ILO6 provides multiple barrier-free control and activation options. It is able to trigger auto control relays (door openers & closers) along with communications actions such as emergency call, emergency release and multi-zone control. Recent building code changes require several enhancements to meet Barrier Free requirements, such as washroom entrances, with emphasis on emergency assistance. RCI's new ILO6 controller meets and exceeds these requirements.

	Energy Input 12-24VDC		Energy Output 6 1A @ 24VDC relay outputs SPDT
	Indicators 14 red/green I/O indicators; 3 digit 8-segment LED display		Input/Output 6 individual inputs and outputs

### 7 pre-programmed functions (with room for additional functions):

- Function #1: Barrier-free washroom control with emergency call.
- Function #2: Barrier-free washroom control with controlled access and emergency call.
- Function #3: Communicating washroom with auto-operator control and emergency call.
- Function #4: Communicating washroom with emergency call.
- Function #5: 2-Door security interlock with emergency release (mantrap - closed and locked continuous).
- Function #6: 2-Door safety interlock with emergency release (air lock - closed and unlocked).
- Function #7: Multi-zone control.

### 6-zone control interface

ILO6 sold as a single controller or as part of a complete kit (ILO6KT) that includes the following items:

- ILO6 door controller
- Interior & exterior handicap push plates
- Push to lock button
- Interior & exterior annunciator (audible/visual indicators)
- Surface applied door contact
- Emergency call sign (will vary by province & state)

# RCI Switches



## 910TC Series Touchless Actuators

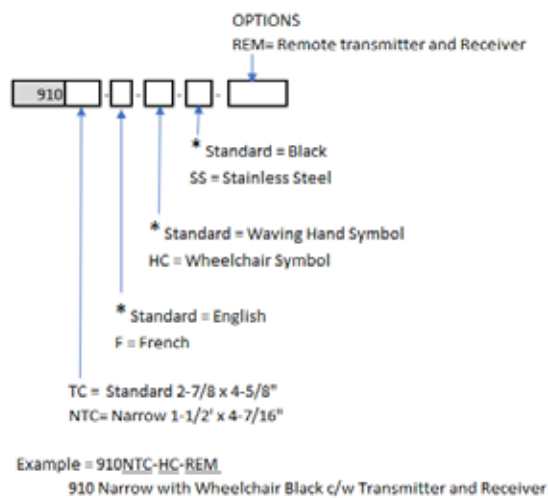
2-15/16"W x 4-11/16"H single-gang mounts | 1-3/4"W x 4-1/2"H mullion mounts

**3** Year Warranty  
3 Year Limited Warranty

- Unique low-profile touchless actuator plate utilizing capacitive technology for the activation of automatic doors
- Aesthetically pleasing design
- Hands-free – helps reduce the spread of germs and bacteria
- Adjustable detection zone to reduce unwanted activations
- When device is activated, the indicator light will change color
- Option to disable audible indicator
- Secondary Normally Open (NO) mechanical switch in the event of a power loss
- Selectable unlock times (1-63 seconds) or toggle mode
- Narrow touchless actuators may select capacitive, infrared or both sensor activations

- Narrow actuators have 1-7 seconds activation or toggle mode
- Available in narrow (mullion) or standard size
- Available remote control to trigger switch remotely
- Available in kit options
- Available black (standard) or Stainless Steel (SS)
- Also available with french language plates
- Certifications: FCC and ISED
- Meets ADA compliance (check local building codes for compliance)

### How to Order



\* Standard feature(s) will be selected if unspecified

Standard Touch Free Actuators	
910TC	Waving hand
910TC-SS	Waving hand, stainless
910TC-HC	Wheelchair
910TC-HC-SS	Wheelchair, stainless
Narrow Touch Free Actuators	
910NTC	Narrow, waving hand
910NTC-SS	Narrow, waving hand, stainless
910NTC-HC	Narrow, wheelchair
910NTC-HC-SS	Narrow, wheelchair, stainless
Touch Free Actuator Kits (includes remote + transmitter)	
910NTC-REM	Narrow, waving hand + receiver & transmitter
910NTC-SS-REM	Narrow, stainless + receiver & transmitter
910NTC-HC-REM	Narrow, wheelchair + receiver & transmitter
910NTC-HC-SS-REM	Narrow, wheelchair, stainless + receiver & trans.
910TC-REM	Waving hand + receiver & transmitter
910TC-SS-REM	Stainless + receiver & transmitter
910TC-HC-REM	Wheelchair + receiver & transmitter
910TC-HC-SS-REM	Wheelchair, stainless + receiver & transmitter
Transmitter and Receivers	
910NTC-WRM	910NTC Narrow Receiver
910TC-WRB	910TC Transmitter

NOTE: for french parts and ordering, see Canada Price Book.

# RCI Switches



**912-WBT** Battery powered; touch-free actuator

**912N-WBT** Battery powered; touch-free actuator (narrow)

**912GL-WBT** Battery powered; touch-free actuator (for glass & marble surfaces)

- 912-WBT: 5" x 5" W x 1.75"
- 912N-WBT: 4.75" x 2" x 1.75"
- 912GL-WBT: 3.375" x 3.375" x 0.565"

1  
Year

Warranty  
1 Year Limited  
Warranty

- Infrared Motion Detection Technology
- Touch Free Activation with hand or reflective object provides clean and hygienic activation (less than 130 ms)
- Silent activation for hospitals and other noise-sensitive environments
- 2.4GHz transmitter and receiver (line of site +30 meters/100ft)
- Receiver voltage input 12-30 VDC
- Low power consumption providing long battery life (batteries not included)
- Detection distance is adjustable from 3-30 cm (1"-12")
- SPDT relay output can be used for signaling/switching automatic doors and access control (3A @ 30VDC)
- Selectable activation output between 1.5 seconds or "latching", meaning activation "on", activation "off"
- FCC, ISED, CE certified

**How To Order**


Parts	Description	Parts	Description
912-WBT	Single switch	912-R	Receiver
912-WBT-R	Single switch & receiver		
912-2WBT-R	Double switch & receiver	912GL-WBT	Single switch
912-WBT-HC	Single switch (wheelchair icon)	912GL-WBT-R	Single switch & receiver
912-WBT-R-HC	Single switch & receiver (wheelchair icon)	912GL-2WBT-R	Double switch & receiver
912-2WBT-R-HC	Double switch & receiver (wheelchair icon)		
912N-WBT	Narrow single switch	912GL-WBT-HC	Single switch (wheelchair icon)
912N-WBT-R	Narrow single switch & receiver	912GL-WBT-R-HC	Single switch & receiver (wheelchair icon)
912N-2WBT-R	Narrow double switch & receiver	912GL-2WBT-R-HC	Double switch & receiver (wheelchair icon)
912N-WBT-HC	Narrow double switch (wheelchair icon)		
912N-WBT-R-HC	Narrow single switch & receiver (wheelchair icon)		
912N-2WBT-R-HC	Narrow double switch & receiver (wheelchair icon)		

# RCI Switches



## 940 Rectangular Push Plate

2-3/4" W x 4-1/2" H (70mm x 114mm)



**Warranty**  
 Lifetime Limited Warranty

- Large rectangular faceplate
- Beveled edges provide a tamper and vandal resistant solution
- Universal touch area; push at any location
- Momentary (SPDT) switch operation, DPDT accessory kit available
- Text and symbols are baked onto the surface for maximum durability
- Brushed Stainless Steel (32D) finish
- See accessories at end of this section

### How To Order

Type	
H	-Handicap Symbol
HP	-Handicap Symbol + Push to Open
PTE	-Push to Exit
B	-Blank

940		-		x		32D
	MO					-Momentary (SPDT) <sup>1</sup>

**Switch Mode**

<sup>1</sup>Standard

### Accessories

Model	Description
940SUR	Surface-mount box
P94/5DMO	DPDT accessory kit

Additional accessories available (see accessories end of this section)

# RCI Switches



## 941 Mullion Push Plate

1-1/2"W x 4-3/4"H (38mm x 121mm)



Warranty  
Lifetime Limited Warranty

- Narrow design makes an easy application on guide rails and swing doors
- Beveled edges provide a tamper and vandal resistant solution
- Universal touch area; push at any location
- Momentary (SPDT) switch operation, DPDT accessory kit available
- Text and symbols are baked onto the surface for maximum durability
- Available in Brushed Stainless Steel (32D) or Blue (BLU) finish
- See accessories at end of this section

### How To Order

Type				Finish	
P	-Push To Open			32D	-Brushed Stainless Steel Finish
H	-Handicap Symbol			BLU	-Blue
HP	-Handicap Symbol + Push To Open				
B	-Blank <sup>1</sup>				
941		-	MO	x	
	MICRO				-Micro-Switch <sup>2</sup>

### Options

<sup>1</sup>Available only in 32D finish

<sup>2</sup>Available only with HP and H type in 32D finish

### Accessories

Model	Description
941SUR	Surface-mount box
941FLU	Flush mount box
P94/5DMO	DPDT accessory kit

See additional accessories



# RCI Switches



## 9LP36 Low Profile Push Plate

6"W x 36"H (152mm x 915mm)



Warranty  
3 Year Limited Warranty

- An all-active plate activates with any "push" location
- Can be mounted to any flat surface using concealed fasteners for aesthetics and to minimize vandalism
- Easily adapts to either a wireless or hardwired installation
- Optional built-in wireless transmitter comes pre-installed in the top end cap
- UL Listed push plate for pedestrian door activation under UL325 for US and Canada
- Exceeds the California Building Code, Section 1117B.6
- Exceeds Ontario Building Code, Sections A-3.8.3.3 (17) and A-3.8.1.5
- Brushed Stainless Steel (32D) finish

### How To Order

#### Type

HW	-For Hardwire Installation
433	-For Wireless Installation (433MHz Transmitter)

9LP36	-	x	32D
-------	---	---	-----



## 9RCT433/9DRCCR433 Transmitters & Receivers

2-3/4"W x 2-1/8"H x 1"D  
(70mm x 55mm x 14mm)



The 9RCT433 & 9DRCCR433 transmitters and receivers are compatible with multiple automatic door remote applications with delay or no delay programming.

- Operates with a unique rolling code each time the switch is activated
- Multiple applications with Delay or No Delay programming
- 100 transmitters can be programmed into a single receiver
- Removal of a single transmitter code
- Up to 4 separate wireless receivers can be activated by a single transmitter (i.e. 4-Button)

### How To Order Transmitter

9RCT433		
	1	-One Button
	2	-Two Buttons
	3	-Three Buttons
	4	-Four Buttons
	3V1	-One Button Wired With 3V Battery
	9V1	-One Button Wired With 9V Battery Lead
		<b>Type</b>

### How To Order Receiver

9DRCCR433		
	VB	-Receiver
	EHT	-Receiver With Extended Hold Time
		<b>Type</b>

# RCI Switches



**9500**  
2 Pin

## 9500/9501 Mortise Pin Transfers

1/2"W x 2-3/4"H (13mm x 71mm)



Warranty  
5 Year Limited Warranty



**9501**  
3 Pin

- Recessed in the hinge side of the door/frame and concealed when the door is closed for tamper-resistance
- 1.5A at 24VAC
- Made of nickel-plated brass and plastic
- White finish

### How To Order

Type	
0	-2 Pin Contact
1	-3 Pin Contact
950	



## 9507/9509 Flex Loops



Warranty  
2 Year Limited Warranty

### 9507

- Surface-mounted on hinge side
- Accepts 4-conductor @ 22 gauge or 2-conductor @ 18 gauge (not included)
- Made of stainless steel coated brass
- Available in Silver, Brown and White finish

### 9509

- Surface-mounted on hinge side
- Heavy-duty flex loop with increased conductor capacity
- Accepts 16-conductor @ 22 gauge or 8-conductor @ 18 gauge (not included)
- Made of stainless steel
- Silver finish

### How To Order

Type		Finish	
Standard	7	Silver <sup>1</sup>	S
Heavy-Duty	9	Brown	B
		White	W
950			
	7" (178mm)		7
	12" (305mm)		12
	18" (457mm)		18
	24" (610mm)		24
	36" (914mm)		36

### Length

<sup>1</sup>9509 available in Silver only



## 9520/9521/9522 9523/9524 Electrified Hinges

- 9520** 4" x 4" (102mm x 102mm)
- 9521** 4-1/2" x 4" (114mm x 102mm)
- 9522** 4-1/2" x 4-1/2" (114mm x 114mm)
- 9523** 5" x 4-1/2" (127mm x 114mm)
- 9524** 5" x 5" (127 mm x 127mm)



Warranty  
3 Year Limited Warranty

- Five knuckle
- Standard weight
- Fully mortised in the hinge stile and concealed when the door is closed for tamper-resistance
- Made of steel
- 6-conductors - 4 @ 26 AWG and 2 @ 20 AWG
- Available in Brushed Chrome (26D) or Brushed Stainless Steel (32D) finish

### How To Order

Size	
0	-4" x 4" (102mm x 102mm)
1	-4-1/2" x 4" (114mm x 102mm)
2	-4-1/2" x 4-1/2" (114mm x 114mm)
3	-5" x 4-1/2" (127mm x 114mm)
4	-5" x 5" (127 mm x 127mm)
952	
	x
Brushed Chrome	- 26D
Brushed Stainless Steel	- 32D

### Finish

# RCI Power Transfers and Door Contacts



## 9512/9513 Bridge Cables

**9512** Visible face: 1"W x 12-3/4"H (25mm x 324mm)  
Recessed: 7/8"W x 10-3/16"H (23mm x 259mm)

**9513** Visible face: 1"W x 21-7/16"H (25mm x 545mm)  
Recessed: 7/8"W x 18-7/8"H (23mm x 479mm)

**Warranty**  
1 Year Limited Warranty

- Recessed in the hinge side of the door/frame and concealed when door is closed for tamper-resistance
- 4-conductor @ 22 gauge or 2-conductor @ 18 gauge
- Made of steel
- Bright Chrome (26) finish

### How To Order

		Type	
	2	-12-3/4" H (324mm)	
	3	-21-7/16" H (545mm)	
951	x	26	



## 9540 Recessed Magnetic Contact/Door Position Switch

3/4"W x 3/4"H x 7/8"D  
(19mm x 19mm x 22mm)

**Warranty**  
Lifetime Limited Warranty

- 200mA Max, 30VAC/VDC
- 3/4" (19mm) dia. recessed magnetic contact
- 12" #22 AWG wire leads
- Rare earth magnet
- Self-locking in steel and wood
- End-of-line resistors, diodes and supervisory
- Loop type: open/closed
- SPDT configuration
- Available in White or Black finish

### How To Order

9540	x		
White	—	W	
Black	—	B	
<b>Finish</b>			



## 9530 Balanced Magnetic Contact/Door Position Switch

3-1/2"W x 1-1/4"H x 5/8"D  
(89mm x 32mm x 16mm)

**Warranty**  
Lifetime Limited Warranty

- 50mA Max, 100VDC
- Surface-mount switch and magnet
- Utilizes two Form C high reliability Rhodium plated reed switches, one of the two reed switches being of different sensitivity, encapsulated in epoxy inside a solid aluminum case
- SPDT switch configuration with magnetic tamper
- When the rare earth magnet is in place and properly adjusted (balanced), the magnetic tamper switch 2 will be in a state opposite to the switch 1
- This normal configuration will change should one of the following occur; (1) switches 1 and 3 will change state by either the deliberate shunting of the magnetic field or if the door window is opened, and (2) the addition of a magnetic field such as an external magnet will cause the magnetic tamper switch 2 to change state
- End-of-line resistors may be used to allow a predetermined trickle of current to flow and permit operation from a supervised line at all times
- 18" Armored Cable, #22 AWG Wire Leads

### How To Order

9530

# RCI Switches Accessories



## TD30/TD30A Timer Delay

Model	Description
TD30	30 sec. fixed timer (12/24VDC)
TD30A	0 to 30 sec. adjustable timer (12/24VDC)



## 910TC-WRM Remote Receiver Module

Model	Description
910TC-WRM	433MHz remote receiver module
910NTC-WRM	433MHz remote narrow receiver module



## 910TC-WRB Remote Transmitter

Model	Description
910TC-WRB	433MHz remote transmitter

## P94/5DMO DPDT Switch Kit

Model	Description
P94/5DMO	DPDT momentary contact switch kit

## Compatibility

Model	9SURBOX	TD30	TD30A	P94/5DMO
903 Audible Alert	•	-	-	-
904P Emergency Pull Station	•	-	-	-
906 Handicap Pushbutton	•	•	•	-
908 Exit Pushbutton	•	•	•	-
909 Rocker Switch	-	•	•	-
916 Tamper-resistant Handicap Pushbutton	•	•	•	-
917 Easy Touch Pushbutton	•	•	•	-
918 Tamper-resistant Exit Pushbutton	•	•	•	-
919 Rotary Release Pushbutton	•	-	-	-
920 Emergency Release Keyswitch/Pushbutton	•	-	-	-
940 Rectangular Push Plate	•	•	•	•
941 Mullion Push Plate	-	•	•	•
946 Square Push Plate	•	•	•	•
946T Square Short-Range Touchless Actuator	•	•	•	-
950 Round Push Plate	•	•	•	•
950T Round Short-Range Touchless Actuator	•	•	•	-
960 Tamper-resistant Keyswitch	•	•	•	-
970 Illuminated Exit Pushbutton	•	•	•	-
972 All-In-One Illuminated Pushbutton	-	•	•	-
975 Illuminated Exit Pushbutton	•	•	•	-
980 Economy Pushbutton	•	•	•	-
990 Oversized Tamper-resistant Handicap/Exit Pushbutton	•	•	•	-
991 Pneumatic Time Delay Handicap/Exit Pushbutton	•	-	-	-

# Specialty Locksets



# RCI Specialty Locks








## YG80 Electronic heavy-duty door lock

High-strength lock designed for securing gates, roll-up doors, shipping containers, and other large doors or entryways. Offers the ability to integrate into an access control system. Fully monitored, weatherproof, and user configurable, the YG80 is the perfect indoor and outdoor locking solution.

### Features

- Concealed mounting bolts under the lock's cover, which cannot be removed without triggering the tamper detection monitor
- Completely weatherproof
- Aluminum lock body for excellent corrosion resistance
- Built-in heater for continued functionality in colder climates, the YG80 can handle any environment it is placed in
- Complete monitoring capabilities
- Provides a range of output signals - bolt locked and unlocked position, door position, and tamper detection
- Integrated access control system capabilities
- Selectable fail safe / fail secure modes, three user selectable control methods, and multiple attempts to lock or unlock, ensures that the YG80 is ready for a wide range of applications
- A symmetrical design means the YG80 can be installed both horizontally and vertically, in indoor and outdoor environments
- The included three meter flying cable ensures easy connection for all the monitoring, control and the 12-24VDC power supply

	Energy 12/24VDC +/- 15%		Strength 11,240lbs Dynamic 148 ft-lbs
	Warranty 3 Year Limited Warranty		Mode Fail-Secure
	Endurance 300,000 Cycles		

- Low current consumption
- With the heater disabled, the YG80 will draw as little as 50 mA in standby, and only 1,000 mA in operation at 12VDC. (Heater @24VDC only)
- 18 mm diameter stainless steel bolt pin and reinforced strike design
- Holding force of 11,240 lbs
- FCC and ISED compliant



## YD30 Electronic Side Lock

YD30S: 6-1/4" x 1-1/4" x 1-7/8" (160 x 30 x 47mm)







YD30D: 10" x 1-1/4" x 1-7/8" (255 x 30 x 47mm)

The YD30 series electronic side load locks are motor driven electronic locks designed to secure commercial and residential single and double acting doors. The YD30 series gives the user the ability to control access in and around a facility and provide traffic reports when desired. Additionally, the YD30 series can be used in a more straightforward system where controlling access to a single door can be implemented with a stand-alone RTE access system.

A high traffic, low voltage, motor-driven door lock. YD30 series are typically activated by access control systems and used in commercial entrance doors in either mortise or surface installation as well as swing-through glass doors where security is paramount, convenience required, and appearances important.

The locks solve two significant challenges found with door locking:

1. align a misaligned door
2. release when requested, even with excessive load on the door

	Energy 12/24VDC 40mA@12VDC; 25mA@24VDC; Peak: 0.75A@12VDC, 0.4A@24VDC		Strength 2204lbs (1000kg) holding force; 1322lbs (600kg) sideload
	3 Year Limited Warranty		Mode Fail-Safe / Fail-secure selectable
	Monitor Door & Bolt Positions		Endurance 1 million operations

### How To Order

YD30

### Options

- |   |                           |
|---|---------------------------|
| S | - Single 90° door         |
| D | - Double 180° swing doors |

# RCI Specialty Locks








## 3590 Lock 'N' Prox

Battery powered lock with built-in proximity reader – ideal standalone solution.

2-3/8" W x 2-3/8" H x 7/8" D (60mm x 60mm x 22mm)

Dimensions of lock only. Excludes pin.

	Energy Battery Powered		Strength 140lbf <sup>1</sup> Holding Force
	Warranty 2 Year Limited Warranty		Mode Fail-Secure (Fail-Safe When Battery Fails)
	Alarm Optional Alarm Function Available		

<sup>1</sup>For base model. 450lbf for 3590A

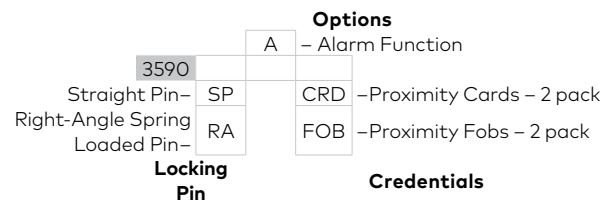
- Easy to install and simple to program without PC or software
- Can be fitted to sliding doors, drawer backs, leaf doors, glass, etc.
- 2 pin configurations to accommodate most mounting applications
- Up to 1" (25mm) of reliable reading through wood material without external antenna
- 50 users per lock capability
- Flexible, project-based programming and functions available
- Long lasting lithium battery – minimum 30,000 latch openings per life of battery
- Low battery audible warning
- Very robust, impact-proof motor operation
- Audible signal upon card/fob presentation
- Various catch options available including spring open door release
- Black finish
- Certifications: FCC and ISED

### Options

#### A – Alarm Function

Preprogrammed alarm function to detect if the door is left ajar or forced open. When the door is left ajar for more than 30 seconds the alarm will beep until the door is closed or a valid user card is presented. If the door is forced open, the sounder will sound at full volume immediately. To silence the alarm a valid user card must be presented to the lock.

### How To Order



Example: **3590SPAFOB**

### Accessories






Model	Description
3590LP-ALM	Straight locking pin
3590LP-ZALSP	Right angle locking pin
3590PX-CRD10	Proximity cards – 10 pack
3590PX-FOB10	Proximity fobs – 10 pack
3590PX-PRO	Replacement programming card
3590ER-SLOC	External reader – surface-mounted with 5ft (1.5m) cable for use when lock is not within read range
3590ER-RLOC	External reader – recess mounted with 5ft (1.5m) cable for use when lock is not within read range Reader diameter is 1/2" (12mm) and length is 1-9/16" (40mm)

# RCI Specialty Locks



## 3510LM Electromechanical Cabinet Lock

Compact, surface-mounted design ideal for small enclosures.  
 1-5/8" W x 1-7/8" H x 13/16" D (42mm x 48mm x 20mm)  
 Dimensions of lock only. Excludes pin.

 Energy 250mA <sup>1</sup> Field-Selectable 12VAC/VDC, 24VAC/ VDC	 Strength 250lbf Holding Force
 Warranty 3 Year Limited Warranty	 Mode Field-Selectable Fail-Safe & Fail-Secure*
 Monitoring Built-in Monitoring Switch	

<sup>1</sup>Max at 12VAC/VDC, 120mA at 24VAC/VDC

- Surface-mounted compact electric lock
- Versatile mounting positions
- Elongated holes for adjustable mounting
- Zinc-plated (rust-resistant) steel locking pin assembly
- Low energy consumption
- Positioning of the locking pin determines lock mode
- Built-in monitoring switch indicates whether the mechanism is locked or unlocked
- Black finish

### How To Order

3510 LM

\*Note: In FAIL SECURE mode, force will be required to release locking pin from lock in the event of power loss.








## 3513 Electromechanical Cabinet Lock

Compact, surface-mounted design ideal for small enclosures.  
 1-3/16" W x 2-7/8" H x 1-1/8" D (30mm x 73mm x 29mm)  
 Dimensions of lock only. Excludes pin.

## 3513DM Electromechanical Cabinet Lock with Monitoring

Compact, surface-mounted design ideal for small enclosures.  
 1-3/16" W x 2-7/8" H x 1-1/8" D (30mm x 73mm x 29mm)  
 Dimensions of lock only. Excludes pin.

 Energy 200mA <sup>1</sup> Field-Selectable 12/24VDC	 Strength 440lbf Holding Force
 Warranty 3 Year Limited Warranty	 Mode Field-Selectable Fail-Safe & Fail-Secure
 Monitoring Optional Dual Monitoring Model Available	

<sup>1</sup>Max at 12VDC, 100mA at 24VDC

- Surface-mounted compact electric lock
- Superior heavy-duty metal construction
- Versatile side or top mounting
- Low energy consumption
- Positioning of the solenoid determines lock mode
- Black finish

### Options

#### DM – Dual Monitoring

Built-in locking pin and door monitoring switches.

### How To Order

3513  DM –Dual Monitoring  
**Options**



# RCI Specialty Locks

## 3525 Electromechanical Rack Handle Lock Series

Provides intelligent electronic locking and monitoring capabilities.

3525 dimensions: 1-1/2"W x 6-3/4"H x 1"D (37mm x 170mm x 24.5mm)


3525PRX; 3525iCL; 3525DFR dimensions 1-1/2"W x 8-1/4"H x 1"D (37mm x 210mm x 24.5mm)



RCI 3525



RCI 3525iCL

	Energy 200mA <sup>1</sup> Field-Selectable 12- 24VDC		Monitoring Lock & Handle Status
	Warranty 1 Year Limited Warranty		Mode Fail-Secure (Fail-Safe When Battery Fails)

<sup>1</sup>Typical: less than 200mA at 12VDC, max/stall: 1A, standby: 50mA max, output signal: 100mA max load, card reader module: 60mA max

- Easy to install and use
- Local monitoring with multi-color LED indicator
- Remote lock and unlock control
- Single or multi-point locking
- Low current, gear motor driven mechanism
- Momentary or continuous lock actuation
- High security DIN lock for mechanical key override
- Non-handed
- Wire harness and hardware kit included
- Includes three keys (keyed alike)
- Activated via any third party control system (Access Control)
- PoE adaptable
- Housing, handle and mounting bracket are made of black, glass-filled nylon
- Shaft and rotation limiter are made of die-cast zinc with a bright sealer finishing

### Accessories

Model	Description
<b>Cams</b>	
3525-GR3815	0.61" (15.5mm) grip cam, 1-1/2" (38mm) length
3525-GR3817	0.69" (17.5mm) grip cam, 1-1/2" (38mm) length
3525-GR3819	0.77" (19.5mm) grip cam, 1-1/2" (38mm) length
3525-GR3821	0.85" (21.5mm) grip cam, 1-1/2" (38mm) length
3525-GR3823	0.93" (23.5mm) grip cam, 1-1/2" (38mm) length
3525-GR4522	0.77" (19.5mm) grip cam, 1-3/4" (45mm) length
3525-GR4524	0.85" (21.5mm) grip cam, 1-3/4" (45mm) length
3525-GR4526	0.93" (23.5mm) grip cam, 1-3/4" (45mm) length
<b>Gearbox For Multi-Point Systems</b>	
3525-MPLH	Left Hand Gearbox (CCW to open)
3525-MPRH	Right Hand Gearbox (CW to open)
<b>Credentials</b>	
1326R-H-10	125kHz Clamshell Proximity Card, HID <sup>®</sup> protocol, 10 pack
1326R-H-25	125kHz Clamshell Proximity Card, HID <sup>®</sup> protocol, 25 pack
1326R-H-50	125kHz Clamshell Proximity Card, HID <sup>®</sup> protocol, 50 pack
1386R-H-10	125kHz Printable Proximity Card, HID <sup>®</sup> protocol, 10 pack
1386R-H-25	125kHz Printable Proximity Card, HID <sup>®</sup> protocol, 25 pack
1386R-H-50	125kHz Printable Proximity Card, HID <sup>®</sup> protocol, 50 pack
1314R-H-10	125kHz Thick Printable Proximity Card, HID <sup>®</sup> protocol, 10 pack
1314R-H-25	125kHz Thick Printable Proximity Card, HID <sup>®</sup> protocol, 25 pack
1314R-H-50	125kHz Thick Printable Proximity Card, HID <sup>®</sup> protocol, 50 pack
1346R-H-10	125kHz Proximity Fob, HID <sup>®</sup> protocol, 10 pack
1346R-H-25	125kHz Proximity Fob, HID <sup>®</sup> protocol, 25 pack
1346R-H-50	125kHz Proximity Fob, HID <sup>®</sup> protocol, 50 pack
<b>Integration Kit</b>	
SSIK	Security Integration Kit

HID<sup>®</sup> and iCLASS<sup>®</sup> are registered trademarks of HID Global Corporation, an ASSA ABLOY company. All other trademarks are the property of their respective owners. RCI reserves the right to change specifications without notice.

**NOTE:** The lock sensor is an optical device that senses the presence of the locking cam. Keyed cylinder can affect sensing. Removal of factory installed keyed cylinder will void warranty.

### Options

#### PRX – Proximity Reader

Integrated 125kHz HID<sup>®</sup> proximity reader which recognizes existing employee RFID prox cards. Wiegand output can be connected to a standalone controller or an existing networked access control system for remote control, monitoring and reporting.

#### iCL - CLASS 13.56 MHz RFID

Features an iCLASS reader for recognizing high frequency 13.56 MHz employee iCLASS RFID credentials including MIFARE<sup>®</sup> Classic, MIFARE<sup>®</sup> Plus, MIFARE<sup>®</sup> DESFire.

#### DFR - Dual Frequency Reader

Features a dual frequency reader for recognizing both standard (125kHz) and high frequency (13.56 MHz) employee RFID credentials





How to Order	
3525	Electronic Rack Handle
	PRX 125kHz Proximity Reader
	iCL 13.56MHz iCLASS Reader
	DFR 125kHz & 13.56MHz Dual Reader

# RCI Specialty Locks



## MEM4400 Compact Electromechanical Lock

Ideal for sliding doors or small enclosures.  
 1-3/4"W x 1-3/16"H x 21/32"D (44mm x 30mm x 16.5mm)  
 Armature Plate: 1-3/4"W x 1-3/16"H x 1/2"D (44mm x 30mm x 12.5mm)

	Energy 260mA 12/24VDC		Strength 880lbf Holding Force
	Warranty 3 Year Limited Warranty		Mode Fail-Safe
	Monitor Lock & Door Status Sensors		

- Ultra-compact design
- Low power consumption
- Easy installation
- Early warning alarm
- No residual magnetism
- For automatic sliding doors (lock located on or within door track)

### How To Order





MEM4400

**Note:** If used with the circuit board it will accept 12-24VDC, if not used with the circuit board the MEM4400 is 12VDC coil. The circuit board has a voltage regulator that will accept the higher voltage and reduce it to 12VDC for the lock.



## S2500A Mini Electromagnetic Lock

For small enclosures or hutches.  
 4-1/4"W x 1-1/2"H x 3/4"D (107mm x 37mm x 20mm)  
 Armature Plate: 2-1/2"W x 1-1/4"H x 11/32"D (44mm x 30mm x 9mm)

	Energy 240mA 12VDC		Strength 165lbf Holding Force
	Warranty 3 Year Limited Warranty		Mode Fail-Safe

- Mini magnetic lock single door
- Surface-mounted magnet
- Non-monitored
- Power off to release door
- Brushed anodized aluminum housing
- Zinc plated electromagnetic body
- Grain orientated silicone steel armature plate

### How To Order





S2500A

# RCI Specialty Locks



## EM-MAG1500 Compact Electromechanical Lock

For outswing doors & small enclosures.  
 6-7/32" W x 1-7/16" H x 1-3/8" D (158mm x 36mm x 35mm)  
 Armature Plate: 4-3/4" W x 1-3/16" H x 1/2" D (121mm x 30mm x 12.5mm)

	Energy 240mA <sup>1</sup> Field-Selectable 12/24VDC		Strength 1,500lbf Holding Force
	Warranty 3 Year Limited Warranty		Mode Fail-Safe
	Monitor Lock & Door Status Sensors		

<sup>1</sup>At 12VDC, 120mA at 24VDC

- Slim design; significantly smaller than standard electromagnetic locks
- Bi-color light panel indicates lock status
- Releases under side load of up to 130lbs (60kg)
- Early warning alarm
- Includes anti-tamper security plate
- Anodized aluminum housing; zinc plated for anti-corrosion
- No residual magnetism
- Low energy consumption
- Factory tested to over 1-million cycles






### How To Order

EM-MAG1500



## MEM2400 Compact Electromechanical Lock

For inswing doors & small enclosures.  
 8-5/8" W x 1-7/16" H x 1-3/8" D (218mm x 36mm x 35mm)  
 Armature Plate: 7-1/8" W x 1-3/16" H x 1/2" D (181mm x 30mm x 12.5mm)

	Energy 350mA <sup>1</sup> Field-Selectable 12/24VDC		Strength 1,500lbf Holding Force
	Warranty 3 Year Limited Warranty		Mode Fail-Safe
	Monitor Lock & Door Status Sensors		

<sup>1</sup>At 12VDC, 120mA at 24VDC

- Patented electromagnetic lock with early warning detectors
- Bi-color LED light indicates lock status
- Compact surface-mount design
- Includes adjustable L & Z bracket
- Capable of releasing under door back pressure (pre-load) of up to 150lbs (70kg)
- Aluminum extrusion casing and anodized coated, high grade zinc plating on magnet and plate
- No residual magnetism
- Low energy consumption

### How To Order

MEM2400



L and/or Z bracket

# Power Supplies



# RCI Power Supplies



## DKPS-2A Power Supply

13- 5/16" x 17- 5/8" x 4- 5/16" (338mm x 448mm x 110mm)

	Energy Field-Selectable 2A at 12 or 24VDC		Warranty Lifetime Limited Warranty
---	---	---	--

- Input = 100-240VAC, 50-60Hz. 2.4A Max. draw
- Output 2 Amps continuous supply current at Nominal 12/24 VDC
- 4 outputs each, with electronic over-current protection set at 2 Amp
- Built-in dedicated charger for sealed lead acid or gel cell type batteries
- Battery load and charge test every 48hr
- Battery Reversal protection
- Low Battery indication at 11.40/22.80 Volts
- Low Battery disconnect at 10.10/20.30 Volts
- Automatic switch over to stand-by battery upon AC Failure
- Common "Batt.Fault" CMOS relay and indicator for all battery and charger fault. 30VDC @ 60mA
- CMOS relay output and indicator for AC failure within 60 seconds. 30VDC @ 60mA
- LEDs display on enclosure door (Green, Yellow, Blue)
- Common "Out Fault" CMOS relay for DC failure on any of the 4 outputs. 30VDC @ 60mA
- Battery charging leads included
- FPDB (Fire Panel Disconnect Board) standard
- Tamper switch available (optional, but required when installation must meet UL294 Edition 6 or higher)



## DKPS-4A Power Supply


12-1/2"W x 12-1/2"H x 4"D (318mm x 318mm x 102mm)

	Energy Field-Selectable 4A at 12 or 24VDC		Warranty Lifetime Limited Warranty
---	---	---	--

- Input = 100-240VAC, 50-60Hz. 1.8A Max. draw, fuse at 4 Amp
- Output 4 Amps continuous supply current Power Factor 0.6 at Nominal 12/24 VDC
- 8 outputs rated at 2.0 amps Max
- Built-in dedicated charger for sealed lead acid or gel cell type batteries
- Battery load and charge test every 48hr
- Battery Reversal protection
- Low Battery indication at 11.40/22.80 Volts
- Low Battery disconnect at 10/20.2 Volts
- Automatic switch over to stand-by battery upon AC Failure
- Common "Batt.Fault" CMOS relay and indicator for all battery and charger fault. 30VDC @ 60mA
- CMOS relay output and indicator for AC failure within 60 seconds. 30VDC @ 60mA
- LEDs display on enclosure door (Green, Yellow, Blue)
- Battery charging leads included
- FPDB (Fire Panel Disconnect Board) standard
- Tamper switch available (optional, but required when installation must meet UL294 Edition 6 or higher)



# RCI Power Supplies



## DKPS-6A Power Supply

13- 5/16" x 17- 5/8" x 4- 5/16" (338mm x 448mm x 110mm)

	<p>Energy Field-Selectable 6A at 12 or 24VDC</p>		<p>Warranty Lifetime Limited Warranty</p>
---	--	---	---

- Input = 100-240VAC, 50-60Hz. 2.5A Max. draw, fuse at 6 Amp
- Output 6 Amps continuous supply current Power Factor 0.6 at Nominal 12/24 VDC
- 8 outputs rated at 2.0 amps Max
- Built-in dedicated charger for sealed lead acid or gel cell type batteries
- Battery load and charge test every 48hr
- Battery Reversal protection
- Low Battery indication at 11.40/22.80 Volts
- Low Battery disconnect at 10/20.2 Volts
- Automatic switch over to stand-by battery upon AC Failure
- Common "Batt.Fault" CMOS relay and indicator for all battery and charger fault. 30VDC @ 60mA
- CMOS relay output and indicator for AC failure within 60 seconds. 30VDC @ 60mA
- LEDs display on enclosure door (Green, Yellow, Blue)
- Battery charging leads included
- FPDB (Fire Panel Disconnect Board) standard
- Tamper switch available (optional, but required when installation must meet UL294 Edition 6 or higher)



## DKPS-TSW Tamper Switches

The tamper switch is a device that is designed to connect to the DKPS Power Supply. When installed, it signals a warning to authorized personnel if the metal enclosure has been removed from the wall and/or the door is not fully closed or secured.

---

DKPS-TSW1-02	Tamper switch for DKPS power supply enclosure door
--------------	--

---

DKPS-TWS2-02	Tamper switch for DKPS power supplies (enclosure door & installation)
--------------	---

---





Tamper switch is recommended but is required when the entire access control installation must meet UL294 Edition 6 or higher.

# RCI Power Supplies Accessories



## WPDT Wireless Power & Data Transfer

Transfers low voltage power and data signals without the use of hard wires.

	Energy 12VDC/24VDC field selectable		Energy Output amperage 600mA/12VDC 300mA/24VDC
	Energy Maximum input power 600mA @ 24VDC		Warranty 1 Year Limited Warranty

The RCI wireless power and data transfer (WPDT) is an innovative and less intrusive way of wirelessly transferring low voltage power and data signals between a door and frame.

### Features

- Ideal for situations where power cannot be routed to an electric lock in the door.
- Enables less wire runs to various points of the door.
- Eliminates a power transfer hinge or other method of power transfer.
- Two-piece device has an RF receiver and transmitter - transmitter resides on the frame side while the receiver resides in the door.
- For fail secure devices only.
- Power is delivered to the transmitter that transfers power/data wirelessly to the receiver.
- Ability to monitor RX, LBM, DBM (max 2 signals)
- Status indicators (frame & door side).
- Monitoring function(s) report change of state of the lock switches back to a control panel.



## 9310RB Relay Board

Versatile and reliable board with input-output terminals designed to control low voltage supply.

2" x 1 9/16" x 3/4" (50 x 40 x 19mm)

 Warranty  
2 Year Limited Warranty

### Features


- 12/24 Selectable
- Large screw terminals for ease of wire connection
- LED indicators
- SPDT output
- 10A Rated



## RB-DPDT8A Relay Board

Versatile and reliable board with input-output terminals designed to control low voltage supply.

2 1/2" x 2" x 3/4" (62 x 54 x 19mm)


 Warranty  
2 Year Limited Warranty

### Features

- 12/24 Selectable
- Large screw terminals for ease of wire connection
- LED indicators
- DPDT output
- 8A Rated


# RCI Power Supplies Accessories

---



## TD365 Day Timer

3-3/4"W x 4-11/16"H x 1"D  
(95mm x 120mm x 25mm)

 Warranty  
2 Year Limited Warranty


- 24 hour, 365 day timer for individual daily events
- 2 momentary or latching SPDT relays to control locks and other electronically controlled devices or
- 40 holidays and 99 user events
- Large alpha-numeric backlit LCD display for easy programming
- Lithium battery included
- "First Person In" feature to prevent unattended open doors
- High current capabilities
- EEPROM memory for safe storage of data (in the event of a power failure)
- Ideal for openings requiring scheduled access



# RCI Power Supplies Accessories



NOTE: T1002 shown



NOTE: T1005 shown

## AC Plug-In Transformers

2-1/4"W x 3-3/16"H x 2"D (57mm x 81mm x 51mm)

**2** Year Warranty  
2 Year Limited Warranty

- Plug into a standard 115VAC outlet to provide low voltage AC output
- Thermally protected to prevent overload due to short

Model	Description	Output Voltage / Power
T1002	Plug-In Transformer CSA to UL 1310	12VAC-20VA
T1004	Plug-In Transformer CSA to UL 1310	16VAC-20VA
T1008	Plug-In Transformer CSA to UL 1310	24VAC-20VA

## AC Wire-In Transformers

T1001: 2-1/4"W x 2"H x 2"D (57mm x 51mm x 51mm)

T1005 and T1009: 2-1/4"W x 2"H x 2-1/4"D (57mm x 51mm x 57mm)

**2** Year Warranty  
2 Year Limited Warranty

- For permanent installations requiring hard wiring

Model	Description	Output Voltage / Power
T1001	Wire-In/UL Transformer	12VAC-20VA
T1005	Wire-In Transformer CSA to UL 1585	16.5VAC-37VA
T1009	Wire-In Transformer CSA to UL 1585	24VAC-40VA



## DC Plug-In Power Supply

1-5/8"W x 3"H x 1-3/8"D (41mm x 76mm x 35mm)

**2** Year Warranty  
2 Year Limited Warranty

- Plugs into a standard 115VAC outlet and provides a 12VDC output
- 6' Wire leads (1.8m)

Model	Description	Output Voltage / Power
T1003	Plug-In/UL Power Supply	12VDC-1.5A



## Bridge Rectifiers

10R1, 10R1-6: 3/16"D x 3/8" Dia. (4.75mm x 9.5mm)

10R3, 10R3-6: 1/4"D x 5/8" Sq. (6.4mm x 16mm)

**2** Year Warranty  
2 Year Limited Warranty

- Converts non-filtered AC to DC for silent operation
- Shrink-connect leads on -6" leads

Model	Description	Output Voltage / Power
10R1	Rectifier	1A
10R1-6	Rectifier with 6" leads	1A
10R3	Rectifier	3A
10R3-6	Rectifier with 6" lead	3A

# Door Controllers & Peripherals



# Door Controllers & Peripherals



## Keyscan LUNA SDACSKT Single Door Access Control Smart Kit

Keyscan LUNA is a new comprehensive software package designed to function with Keyscan LUNA solution for small access control installations. One software database can power up to 6 Keyscan SDAC access control units

### Contains:

- One K-SMART3 reader
- 10 K-SECURE 1K credentials
- 1 PS1225 power supply
- Keyscan LUNA software
- Keyscan LUNA comprehensive software brings affordable access control security, accountability, and reporting to small businesses for a fraction of the cost of enterprise systems.
- To begin, simply download Keyscan LUNA software - no charge download from [dormakaba.us](http://dormakaba.us).



## K-SECURE 1K - Ten Pack Contactless Secure Smartcard

The Keyscan K-SECURE 1K Series of printable (ISO) style of Contactless Smartcard is equipped with numerous anticounterfeiting and card anti-duplication technologies and a robust AES multilayer encryption technology offering greater security. (10 pack)

- K-SECURE complies with international interoperability (ISO14443) standards for 3rd party applications and is ISO printable.
- They are available in Keyscan 36-bit format for even more security over standard 26-bit 125kHz credentials.



## K-SMART3 Keyscan Smartcard BLE Reader

This Keyscan BLE-ready smartcard reader is a 13.56 high frequency reader that offers users the convenience of using smartcards and the new K-BLE mobile credentials.

- It features additional support for a built-in "heartbeat" that monitors the reader communication advising end-users if any type of optional reader tamper or if the reader cable is cut.
- May not work with non-Keyscan access panels without purchase of optional K-PC2 programming card to disable enhanced features. Suitable for indoor and outdoor applications.
- Keyscan ACU requires System Firmware V 9.39 or higher for use of "extra" features.



## K-SECURE 1K Contactless Secure Smartcard

The Keyscan K-SECURE 1K Series of printable (ISO) style of Contactless Smartcard is equipped with numerous anticounterfeiting and card anti-duplication technologies and a robust AES multilayer encryption technology offering greater security. (50 pack)

- K-SECURE complies with international interoperability (ISO14443) standards for 3rd party applications and is ISO printable.
- They are available in Keyscan 36-bit format for even more security over standard 26-bit 125kHz credentials.
- Also available in 4K memory.

# Door Controllers & Peripherals



## K-SMART3 Keyscan Reader Programming Card

Optional reader read range programming cards may be presented to a properly installed, powered and functioning K-SMART3 reader after power up.

- Card will toggle the BLE read range settings to one of 4 settings - short, medium, long and maximum. Not required for default BLE operation on K-SMART3 readers.
- Works with all Keyscan default K-SMART3 site key readers.



## K-SF-1K Keyscan Smart Fob 1K

The Keyscan K-SECURE series Smart Fob offers the same functionality and high security of the K-SECURE contactless smartcard. .

- It includes the same numerous anti-counterfeiting and anti-duplication technologies as well as the robust AES multilayer encryption technology offering greater security.
- Keyscan smart Fob complies with international interoperability (ISO14443) standards for 3rd party applications.
- They are available in Keyscan 36-bit format for even more security. It is the ideal credential alternative to traditional card credentials.



## SDRA Antenna

Your Keyscan LUNA SDAC communicates via Wi-Fi through an antenna. This replacement SDAC antenna is approved and guaranteed to function with your Keyscan LUNA SDAC.

- Any other antenna purchased from any source may cause damage, unintended results or may not functional at all and will void your SDAC warranty.



## PS1225 Plug in transformer

The PS1225 is a replacement 12VDC plug-in switching transformer for the SDACSKT (SDAC Kit). Plugs into standard 120 Vac outlet and provides up to 2.5 amps. Has 60" of 18 Gauge cable for mounting close to SDAC control. Has 2.1 mm barrel power connector. Center positive.


- For replacement of transformer provided in the SDACSKT.



# Notes:

---

# Exit Devices & Locksets



# RCI Exit Devices

---

RCI 120, 1200 and 1300 series exit devices and trims are not available for the foreseeable future.

Please contact your sales representative for information and specifications on alternative exit device solutions, including:

- dormakaba Architectural Hardware 9000 and 8000 Series
- dormakaba Commercial Hardware QED Series, or
- BEST PRECISION Series

## 120 Series Exit Bar



## 1200 Series Mechanical Rim Exit Bar

## 1300 Series Electrified Rim Exit Bar




# RCI Locksets

---

RCI C800 Series Grade 1 Heavy-Duty Cylindrical Locksets has been discontinued and will no longer be sold.

All customers impacted by this announcement are encouraged to contact their dormakaba sales representative for information about the C100 Grade 1 lockset migration plan.





Door  
Hardware



Electronic  
Access & Data



Mechanical  
Key Systems



Lodging  
Systems



Entrance  
Systems



Interior Glass  
Systems



Safe  
Locks



Service

## Our Sustainability Commitment

Dpiciis dolore, sit plit alibus natiure veniandipsam in rectatem qui re voluptit occusdaectur aliquis imperumqui aboria nit, quati andae et re corera none res voluptatur modit aut fuga. Idiorer uptate evendit, totates dolestiumet volorem faccum quae pro es di dolorest tureperspe volores quid explabo ritiam quos suntur sam lis none nullam dolorepero velbea incienihil molupti iscimagni beatiae officil intium id qui quiberum.

KAA1433 10-23

dormakaba USA  
6161 E. 75th Street  
Indianapolis, IN 46250

T: 1 888 539 7226  
**dormakaba.us**

