

# Electronic door furniture with a smart add-on: The dormakaba c-lever pro with s-module



**Do you manage remote buildings with access points that are hard to reach or rarely visited? Would you like to assign access rights for these buildings centrally and from anywhere? The electronic door furniture c-lever pro offers an optional external power supply and with it, remote door opening, so that you can easily control and maintain your door.**

The c-lever pro is ideal for outdoor areas or doors with increased security requirements. In addition to burglary and fire protection, it offers solutions for

emergency exits and escape routes, fulfilling high requirements in terms of robustness, weather resistance and safety.

The c-lever pro is battery-operated. Optionally, it can be connected to an external power supply using the s-module. With this, there is no need for regular battery changes, so it simplifies maintenance. You also can control the door remotely, releasing or locking it from wherever you are.

Whether you prefer an access card, key fob, key with RFID or a mobile phone – you choose the access medium that best suits your needs. With the optional Mobile Access function, you can even send digital keys to your users' mobile phones.

The c-lever pro with s-module can also be realised with the convenient TouchGo function, a sort of smart entry system. The door recognises the valid access medium in your pocket and releases the door, you don't need to present any card or key.

## Areas of application

Use the c-level pro with the s-module to centrally manage rarely encountered and remote premises  
Electricity and water supply | Clinics and hospitals | Apartments and multi-family houses



### 01 – Electricity and water supply

In the power and water supply sector, there are many maintenance facilities and buildings in remote locations that are rarely or irregularly accessed. In these cases, it is best to use the external power supply instead of the battery-operation for the door furniture – so that access is ensured at all times. You benefit from the functionality of an electronic access control system, assigning access rights wirelessly and limiting access to certain areas and times. Access rights are traceable, and you can conveniently send digital keys to mobile phones.



### 02 – Clinics and hospitals

In clinics and hospitals, the focus lies on the health and well-being of patients. Highly frequented doors are in use, that are opened and closed many dozen times a day – often under a lot of time pressure. The c-level pro with its s-module can support the process, because there is no need to worry about empty batteries or unexpected maintenance work. This significantly reduces personnel expenses and working hours. And since the s-module has a connection that can be configured as needed, doors can be released either automatically or manually in case of an emergency.



### 03 – Apartments and multi-family houses

Main entrances in residential apartments are highly frequented access points, and are often operated using an intercom system. Here, you can use the s-module to connect to the power supply and avoid battery changes. The opening system of the intercom system lets you release the central entrance door for visitors from your apartment just by pressing a button. If a key is lost, the landlord can easily issue a new access medium and delete the old key in the system without having to replace locks.

# Your benefits at a glance:

## Enjoy the following advantages with the c-lever pro

### Advantages at a glance

- Thanks to the external power supply, you are independent from the number of door opening cycles.
- Simplified maintenance because there is no need to replace batteries.
- Your door can be controlled remotely. This allows you to initiate release and locking, for instance, by using a push button. It also can interact with various systems, such as fire detection or alarm systems.
- You enjoy the benefits of an electronic access system, assigning access rights for specific doors, rooms and times, simply by mouse click.
- With the optional Mobile Access function, you can send digital keys to mobile phones, so that your users can enter the building without the need for a physical hand-over of keys – Find out more here.
- The optional TouchGo function, the c-lever pro recognises valid transponders and releases the door – find out more about TouchGo here.
- Thanks to our large selection of seamlessly combinable door components, such as the digital cylinder, the c-lever compact, c-lever air and our range of readers, you can find a solution for virtually any door.



### Further integrable dormakaba door components:



digital cylinder



c-lever compact



c-lever air



reader

# The solution in detail

## External power supply with the retrofittable s-module.

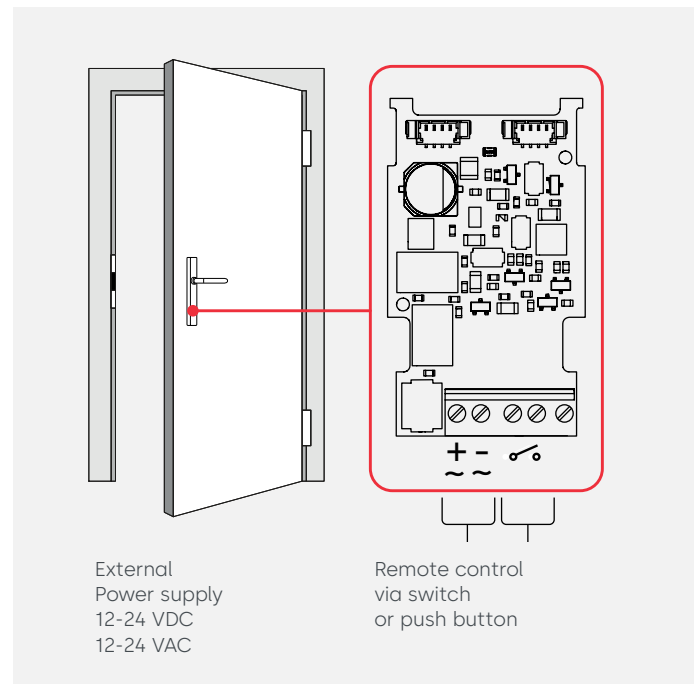
The s-module is available as an option when ordering the c-lever pro. It can be installed either as a printed circuit board instead of the battery compartment on the inside, or integrated in addition to the battery compartment.

In the latter case, you will have to do without the interior cylinder due to lack of space.

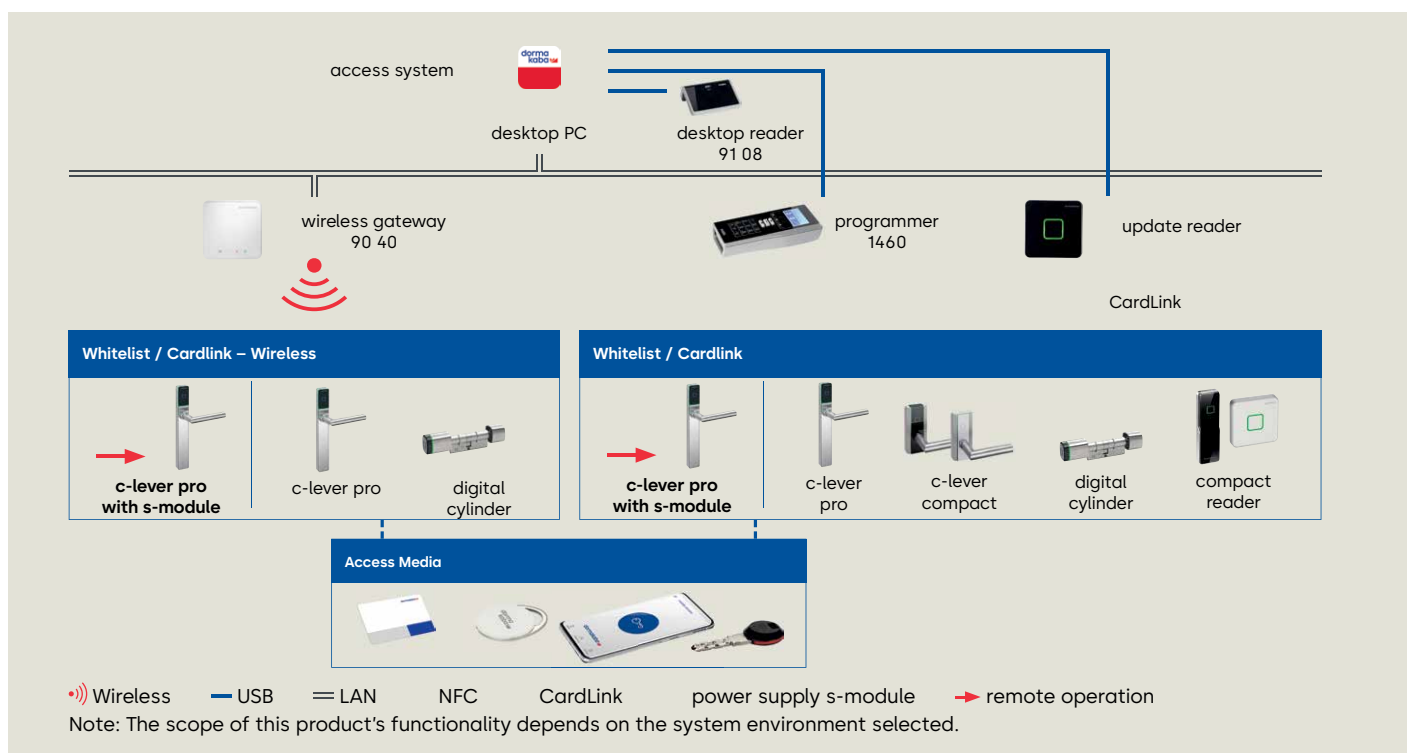
You can also upgrade the c-lever pro with the s-module as an accessory. In this case, the battery holder is removed to make room for the s-module.

The s-module printed circuit board provides a connection for an external low-voltage power supply, which can be DC or AC voltage. In addition, you can connect a switch contact to the potential-free input for external opening. This functionality is configured using the system software.

Seamless integration of the c-lever pro into your access system provides transparent and easy-to-administer access control.




## Topology



# FAQ

## Do you have questions? We have the answers.



### How can the c-lever pro be used on different inside and outside doors and locations?

The large selection of different c-lever pro options and variants provides a suitable solution for virtually any door situation, ensuring a high level of building security.

### What happens during a power failure?

To ensure functionality during a power failure, you have the option of inserting the battery compartment instead of the cylinder (blind plate) in addition to the s-module. To find out more about the supported combinations of this option please contact your dormakaba specialised partner or view the corresponding dormakaba EAD product catalogue.

### What needs to be considered with regard to the TouchGo function?

The c-lever pro with TouchGo function recognises the authorised transponder in your pocket without your having to hold up a key or access medium. When you touch the door handle, the fitting releases the door locking device – which is how you enter with normal lever handle operation.

Here as well, you can use an external

power supply with the s-module. Please note, however, that the recommended voltage filter must be used with the s-module in combination with TouchGo technology.

### Is the c-lever pro with s-module compatible with the wireless function?




Yes, wireless works with the s-module, however, the remote operation cannot be used in this case.

### Can the c-lever pro also be integrated into other systems such as building control technology?

Yes, the c-lever pro with the s-module offers a simple connection to an existing building control system for the centralised control of all doors, for example, in case of a fire or an emergency. However, the use and configuration of the potential-free input contact depends on the selected system software.

### With which systems is the c-lever pro with s-module compatible?

The c-lever pro with s-module is compatible with the following dormakaba access systems:



## Our Sustainability Commitment

We are committed to foster a sustainable development along our entire value chain in line with our economic, environmental and social responsibilities toward current and future generations. Sustainability at product level is an important, future-oriented approach in the field of construction. In order to give quantified disclosures of a product's environmental impact through its entire life cycle, dormakaba provides Environmental Product Declarations (EPD), based on holistic life cycle assessments.

[www.dormakaba.com/sustainability](http://www.dormakaba.com/sustainability)



## Our offering

### Access Automation Solutions

Entrance Automation  
Entrance Security



### Access Control Solutions

Electronic Access & Data  
Escape and Rescue Systems  
Lodging Systems



### Access Hardware Solutions

Door Closers  
Architectural Hardware  
Mechanical Key Systems



### Services

Technical Support  
Installation and commissioning  
Maintenance and Repair



Subject to technical modifications.

© dormakaba. Version 07/2023



[dormakaba.com](http://dormakaba.com)

**dormakaba**  
**International Holding AG**  
Hofwissenstrasse 24  
CH-8153 Rümlang  
T +41 44 818 90 11  
[info@dormakaba.com](mailto:info@dormakaba.com)  
**dormakaba.com**