







External Lever Type Trim Series

Features:

1. Non-handed, easily install with exit device.
2. Popular 8 finishes for users and architects choosing: US3(605), US4(606), US10(612), US10B(613), US26(625), US26D(626), US28(689), and US32D(630).

Models and Functions

<b>Operation Options</b>	Key Locks & Unlocks Lever	Lever always Active (No Cylinder)	Key Retracts Latchbolt	Pull When Dogged
(Dummy trim is not recommended for fire devices)				
<b>Function</b>	Classroom	Passage	Night Latch	Dummy
<b>Trim Designation</b>	Cylinder Lever	Active Lever	Night Latch Lever	Dummy Lever
<b>Model Number &amp; Use</b>	SF801C	SF801P	SF801NL	SF801D
	For Rim, Surface Vertical Rod Type, and LBR Type Exit Devices Use			
<b>ANSI Function Numbers</b>	8	14	3	2
<b>Cylinder Type</b>	1/4" Mortise	-	Rim	-