

ENVIRONMENTAL PRODUCT DECLARATION

as per ISO 14025 and EN 15804+A2

| | |
|--------------------------|--------------------------------------|
| Owner of the Declaration | dormakaba International Holding GmbH |
| Programme holder | Institut Bauen und Umwelt e.V. (IBU) |
| Publisher | Institut Bauen und Umwelt e.V. (IBU) |
| Declaration number | EPD-DOR-20220258-CBA2-EN |
| Issue date | 19/10/2022 |
| Valid to | 18/10/2027 |

**Remote reader 91 25
dormakaba**

www.ibu-epd.com | <https://epd-online.com>






ECO PLATFORM

EPD
VERIFIED



General Information

| | | | | | | | |
|---|---|---|--|---|--|-------------------------------------|--|
| <p>dormakaba</p> <hr/> <p>Programme holder IBU – Institut Bauen und Umwelt e.V. Hegelplatz 1 10117 Berlin Germany</p> <hr/> <p>Declaration number EPD-DOR-20220258-CBA2-EN</p> <hr/> <p>This declaration is based on the product category rules: Electronic and physical Access Control Systems, 07.2019 (PCR checked and approved by the SVR)</p> <hr/> <p>Issue date 19/10/2022</p> <hr/> <p>Valid to 18/10/2027</p> <hr/> <p></p> <hr/> <p>Dipl. Ing. Hans Peters (chairman of Institut Bauen und Umwelt e.V.)</p> <hr/> <p></p> <hr/> <p>Dr. Alexander Röder (Managing Director Institut Bauen und Umwelt e.V.)</p> | <p>Remote reader 91 25</p> <hr/> <p>Owner of the declaration dormakaba International Holding GmbH DORMA Platz 1 58256 Ennepetal Germany</p> <hr/> <p>Declared product / declared unit 1 piece of the product: Remote reader 91 25</p> <hr/> <p>Scope: This EPD refers to a specific product manufactured by dormakaba. The production site is located in Villingen-Schwenningen (Germany).</p> <p>The data represents the year 2020.</p> <p>The owner of the declaration shall be liable for the underlying information and evidence; the IBU shall not be liable with respect to manufacturer information, life cycle assessment data and evidences.</p> <p>The EPD was created according to the specifications of <i>EN 15804+A2</i>. In the following, the standard will be simplified as <i>EN 15804</i>.</p> <hr/> <p>Verification</p> <table border="1"> <tr> <td colspan="2">The standard <i>EN 15804</i> serves as the core PCR</td> </tr> <tr> <td colspan="2">Independent verification of the declaration and data according to <i>ISO 14025:2011</i></td> </tr> <tr> <td><input type="checkbox"/> internally</td> <td><input checked="" type="checkbox"/> externally</td> </tr> </table> <hr/> <p></p> <hr/> <p>Dr.-Ing. Wolfram Trinius (Independent verifier)</p> | The standard <i>EN 15804</i> serves as the core PCR | | Independent verification of the declaration and data according to <i>ISO 14025:2011</i> | | <input type="checkbox"/> internally | <input checked="" type="checkbox"/> externally |
| The standard <i>EN 15804</i> serves as the core PCR | | | | | | | |
| Independent verification of the declaration and data according to <i>ISO 14025:2011</i> | | | | | | | |
| <input type="checkbox"/> internally | <input checked="" type="checkbox"/> externally | | | | | | |

Product

Product description/Product definition

The dormakaba remote reader 91 25 is a powerful access control unit which monitors many access points. Thanks to an extensive range of operating modes, the dormakaba remote reader 91 25 supports all commonly implemented door configurations. Two registration units can be connected to one remote reader, meaning one reader is sufficient to achieve an in/out configuration. Modularly extendible digital inputs and outputs enable the monitoring of frame and deadbolt contacts in complex door configurations, as well as the setting off alarms.

For the placing on the market in the European Union/European Free Trade Association (EU/EFTA) (with the exception of Switzerland) the following legal provisions apply:

- *Restriction of Hazardous Substances (RoHS)*
- *Radio Equipment Directive (RED)*

The CE-marking takes into account the proof of conformity with the respective harmonized standards based on the legal provisions above. For the

application and use the respective national provisions apply.

Application

The reader is particularly suitable for demanding access points, such as turnstiles and personal interlocks, where a high level of security is required. The remote reader 91 25 is available in different versions, depending on type of function, and supports selected devices from other manufacturers, as well as dormakaba registration units.

Areas of application:

- Turnstiles
- Personal interlocks
- External gates and gateways
- Automatic doors
- Lifts
- Car park barriers
- Entrance areas
- Motor locks

Technical Data

The remote reader 91 25 has the following technical properties:

| Name | Value | Unit |
|-------------------------------|--------|------|
| Operating Temperature | 0 - 50 | °C |
| Operating Humidity | 0 - 95 | % |
| Width Dimension | 125 | mm |
| Height Dimension | 102 | mm |
| Depth Dimension | 45 | mm |
| Weight (without packaging) | 0,176 | kg |
| Weight (with packaging) | 0,249 | kg |
| Power consumption "idle mode" | 2 | W |
| Power consumption "on mode" | 5 | W |

Interfaces

- 2 coaxial connections for registration units
- RS-485: Connection to host system
- 4 binary inputs: max. 5 V DC
- 3 relay outputs: max. 34 V DC/60 W, 27 V AC/60 VA
- 1 tamper switch
- 2 RS-232 interfaces

Supported RFID technologies

- LEGIC (advant & prime)
- MIFARE (DESFire & Classic)

Power supply

12 - 27 V AC 50/60 Hz or 10 - 34 V DC

Class of protection as per *EN 60529:IP20*.

The product is not harmonised in accordance with the Construction Product Regulations (CPR) but in accordance with other provisions for harmonisation of the EU. Compliance with the European Union Directive and technical specifications:

- *EN 62368-1*
- *EN 301489-1 V2.1.1*

- *EN 301489-3 V2.1.0*
- *EN 300330 V2.1.1*
- *EN 50364*

The product is subject to CE marking according to the relevant harmonization legislation.

In addition, the product also conforms to the following standards:

- *UL62368-1*
- *CAN/CSA-22.2 No. 62368-1*

Base materials/Ancillary materials

The major material compositions including the packaging of the product are listed below:

| Name | Value | Unit |
|-------------|-------|------|
| Electronics | 45 | % |
| Plastics | 26 | % |
| Paper | 29 | % |

The product includes partial articles which contain substances listed in the Candidate List of REACH Regulation 1907/2006/EC (date: 17.01.2022) exceeding 0.1 percentage by mass in the alloy: no

The Candidate List can be found on the ECHA website address: <https://echa.europa.eu/de/home>.

Reference service life

The reference service life of the dormakaba remote reader 91 25 is estimated to be 15 years. This number is based on the support and service life and is not an estimated lifetime.

LCA: Calculation rules

Declared Unit

The declared unit is 1 piece of the product: Remote reader 91 25.

| Name | Value | Unit |
|------------------------------------|-------|------|
| Declared unit | 1 | pce. |
| Product weight including packaging | 0,249 | kg |

System boundary

The type of EPD is: cradle to gate with options, modules C1–C4, and module D (A1–A3 + C + D and additional modules: A4 + A5 + B6)

Production - Module A1-A3

The product stage includes:

- A1, raw material extraction, processing and mechanical treatments, processing of secondary material input (e.g. recycling processes),
- A2, transport to the manufacturer,

— A3, manufacturing and assembly including provision of all materials, products and energy, as well as waste processing up to the end-of waste state.

Construction stage - Modules A4-A5

The construction process stage includes:

- A4, transport to the building site;
- A5, installation into the building; including provision of all materials, products and energy, as well as waste processing up to the end-of-waste state or disposal of final residues during the construction process stage.

Use stage - Module B6

The use stage related to the operation of the building includes:

- B6, operational energy use

End-of-life stage– Modules C1-C4 and D

The end-of-life stage includes:

- C1, de-construction, demolition;
- C2, transport to waste processing;

- C3, waste processing for reuse, recovery and/or recycling;
 - C4, disposal;
- including provision and all transport, provision of all materials, products and related energy and water use. Module D (Benefits and loads beyond the system boundary) includes:
- D, recycling potentials, expressed as net impacts and benefits.

Comparability

Basically, a comparison or an evaluation of EPD data is only possible if all the data sets to be compared were created according to *EN 15804* and the building context, respectively the product-specific characteristics of performance, are taken into account.

Background database: *GaBi*, SP40.

LCA: Scenarios and additional technical information

Characteristic product properties Information on biogenic Carbon

relevant scenario information
Collection rate is 100%.

Information on describing the biogenic Carbon Content at factory gate

| Name | Value | Unit |
|---|-------|------|
| Biogenic carbon content in accompanying packaging | 0.03 | kg C |

The following technical scenario information is required for the declared modules.

Transport to the building site (A4)

| Name | Value | Unit |
|---|----------|---------|
| Litres of fuel per 1 kg (truck) | 0.002766 | l/100km |
| Transport distance (truck) | 100 | km |
| Capacity utilisation (including empty runs) | 55 | % |

Installation into the building (A5)

| Name | Value | Unit |
|-------------------------|-------|------|
| Waste Packaging (paper) | 0,072 | kg |

Reference service life

| Name | Value | Unit |
|---|-------|------|
| Life Span according to the manufacturer | 12 | a |

Operational energy use (B6) and Operational water use (B7)

The use stage is declared for 12 years.

| Name | Value | Unit |
|---|-------|------|
| Energy consumption for 1 year on mode per day | 13,51 | kWh |
| idle mode | 4 | h |
| on mode power | 20 | h |
| idle mode | 5 | W |
| Days per year in use | 2 | W |
| | 365 | days |

End of life (C1-C4)

C1: The product dismantling from the building is done manually without environmental burden.

| Name | Value | Unit |
|-------------------------|--------|------|
| Collected separately | 0.177 | kg |
| Recycling | 0.112 | kg |
| Energy recovery | 0.064 | kg |
| Final deposition | 0,0005 | kg |
| Transportation to Waste | 50 | km |

Region for end of life: Global

Reuse, recovery and/or recycling potentials (D),

LCA: Results

DESCRIPTION OF THE SYSTEM BOUNDARY (X = INCLUDED IN LCA; ND = MODULE OR INDICATOR NOT DECLARED; MNR = MODULE NOT RELEVANT)

| PRODUCT STAGE | | | CONSTRUCTION PROCESS STAGE | | USE STAGE | | | | | | | END OF LIFE STAGE | | | | BENEFITS AND LOADS BEYOND THE SYSTEM BOUNDARIES |
|---------------------|-----------|---------------|-------------------------------------|----------|-----------|-------------|--------|-------------|---------------|------------------------|-----------------------|----------------------------|-----------|------------------|----------|---|
| Raw material supply | Transport | Manufacturing | Transport from the gate to the site | Assembly | Use | Maintenance | Repair | Replacement | Refurbishment | Operational energy use | Operational water use | De-construction demolition | Transport | Waste processing | Disposal | Reuse-Recovery-Recycling-potential |
| A1 | A2 | A3 | A4 | A5 | B1 | B2 | B3 | B4 | B5 | B6 | B7 | C1 | C2 | C3 | C4 | D |
| X | X | X | X | X | ND | ND | MNR | MNR | MNR | X | ND | X | X | X | X | X |

RESULTS OF THE LCA - ENVIRONMENTAL IMPACT according to EN 15804+A2: 1 piece Remote reader 91 25

| Core Indicator | Unit | A1-A3 | A4 | A5 | B6 | C1 | C2 | C3 | C4 | D |
|----------------|------------------------------------|----------|----------|----------|----------|---------|----------|----------|----------|-----------|
| GWP-total | [kg CO ₂ -Eq.] | 4.18E+0 | 2.00E-3 | 1.02E-1 | 9.96E+1 | 0.00E+0 | 6.21E-4 | 1.63E-1 | 7.63E-6 | -1.32E-1 |
| GWP-fossil | [kg CO ₂ -Eq.] | 4.27E+0 | 2.00E-3 | 3.00E-3 | 9.94E+1 | 0.00E+0 | 5.93E-4 | 1.63E-1 | 7.58E-6 | -1.32E-1 |
| GWP-biogenic | [kg CO ₂ -Eq.] | -9.76E-2 | 9.62E-5 | 9.90E-2 | 1.09E-1 | 0.00E+0 | 2.74E-5 | 3.80E-6 | 2.59E-8 | -2.49E-4 |
| GWP-luluc | [kg CO ₂ -Eq.] | 4.15E-3 | 4.95E-8 | 1.68E-6 | 1.37E-1 | 0.00E+0 | 1.41E-8 | 9.22E-6 | 2.18E-8 | -1.26E-4 |
| ODP | [kg CFC11-Eq.] | 3.58E-10 | 2.20E-19 | 1.84E-17 | 1.05E-12 | 0.00E+0 | 6.26E-20 | 8.23E-17 | 2.81E-20 | -1.21E-15 |
| AP | [mol H ⁺ -Eq.] | 3.22E-2 | 2.08E-6 | 2.86E-5 | 5.89E-1 | 0.00E+0 | 5.94E-7 | 2.91E-5 | 5.44E-8 | -8.56E-4 |
| EP-freshwater | [kg P-Eq.] | 2.13E-5 | 4.46E-10 | 3.59E-9 | 1.39E-4 | 0.00E+0 | 1.27E-10 | 1.31E-8 | 1.30E-11 | -1.52E-7 |
| EP-marine | [kg N-Eq.] | 5.07E-3 | 6.63E-7 | 1.03E-5 | 8.80E-2 | 0.00E+0 | 1.89E-7 | 6.55E-6 | 1.40E-8 | -1.07E-4 |
| EP-terrestrial | [mol N-Eq.] | 5.96E-2 | 7.37E-6 | 1.29E-4 | 9.55E-1 | 0.00E+0 | 2.10E-6 | 1.32E-4 | 1.54E-7 | -1.00E-3 |
| POCP | [kg NMVOC-Eq.] | 1.62E-2 | 1.87E-6 | 2.73E-5 | 2.59E-1 | 0.00E+0 | 5.34E-7 | 1.81E-5 | 4.24E-8 | -3.30E-4 |
| ADPE | [kg Sb-Eq.] | 2.00E-3 | 6.24E-11 | 2.90E-10 | 1.51E-5 | 0.00E+0 | 1.78E-11 | 1.13E-9 | 6.81E-13 | -4.19E-5 |
| ADPF | [MJ] | 5.18E+1 | 3.00E-2 | 3.20E-2 | 1.33E+3 | 0.00E+0 | 8.00E-3 | 7.60E-2 | 9.95E-5 | -2.70E+0 |
| WDP | [m ³ world-Eq deprived] | 8.54E-1 | 4.08E-6 | 1.30E-2 | 2.07E+1 | 0.00E+0 | 1.16E-6 | 1.70E-2 | 7.95E-7 | -1.70E-2 |

Caption: GWP = Global warming potential; ODP = Depletion potential of the stratospheric ozone layer; AP = Acidification potential of land and water; EP = Eutrophication potential; POCP = Formation potential of tropospheric ozone photochemical oxidants; ADPE = Abiotic depletion potential for non-fossil resources; ADPF = Abiotic depletion potential for fossil resources; WDP = Water (user) deprivation potential

RESULTS OF THE LCA - INDICATORS TO DESCRIBE RESOURCE USE according to EN 15804+A2: 1 piece Remote reader 91 25

| Indicator | Unit | A1-A3 | A4 | A5 | B6 | C1 | C2 | C3 | C4 | D |
|-----------|-------------------|---------|---------|----------|---------|---------|---------|----------|---------|----------|
| PERE | [MJ] | 1.19E+1 | 9.31E-5 | 8.69E-1 | 4.19E+2 | 0.00E+0 | 2.65E-5 | 2.60E-2 | 1.30E-5 | -4.39E-1 |
| PERM | [MJ] | 8.69E-1 | 0.00E+0 | -8.63E-1 | 0.00E+0 | 0.00E+0 | 0.00E+0 | -6.00E-3 | 0.00E+0 | 0.00E+0 |
| PERT | [MJ] | 1.28E+1 | 9.31E-5 | 6.00E-3 | 4.19E+2 | 0.00E+0 | 2.65E-5 | 2.00E-2 | 1.30E-5 | -4.39E-1 |
| PENRE | [MJ] | 4.88E+1 | 3.00E-2 | 3.20E-2 | 1.33E+3 | 0.00E+0 | 8.00E-3 | 3.07E+0 | 9.96E-5 | -2.70E+0 |
| PENRM | [MJ] | 2.99E+0 | 0.00E+0 | 0.00E+0 | 0.00E+0 | 0.00E+0 | 0.00E+0 | -2.99E+0 | 0.00E+0 | 0.00E+0 |
| PENRT | [MJ] | 5.18E+1 | 3.00E-2 | 3.20E-2 | 1.33E+3 | 0.00E+0 | 8.00E-3 | 7.60E-2 | 9.96E-5 | -2.70E+0 |
| SM | [kg] | 0.00E+0 | 0.00E+0 | 0.00E+0 | 0.00E+0 | 0.00E+0 | 0.00E+0 | 0.00E+0 | 0.00E+0 | 0.00E+0 |
| RSF | [MJ] | 0.00E+0 | 0.00E+0 | 0.00E+0 | 0.00E+0 | 0.00E+0 | 0.00E+0 | 0.00E+0 | 0.00E+0 | 0.00E+0 |
| NRSF | [MJ] | 0.00E+0 | 0.00E+0 | 0.00E+0 | 0.00E+0 | 0.00E+0 | 0.00E+0 | 0.00E+0 | 0.00E+0 | 0.00E+0 |
| FW | [m ³] | 2.30E-2 | 1.67E-7 | 2.98E-4 | 6.77E-1 | 0.00E+0 | 4.76E-8 | 3.99E-4 | 2.51E-8 | -5.28E-4 |

Caption: PERE = Use of renewable primary energy excluding renewable primary energy resources used as raw materials; PERM = Use of renewable primary energy resources used as raw materials; PERT = Total use of renewable primary energy resources; PENRE = Use of non-renewable primary energy excluding non-renewable primary energy resources used as raw materials; PENRM = Use of non-renewable primary energy resources used as raw materials; PENRT = Total use of non-renewable primary energy resources; SM = Use of secondary material; RSF = Use of renewable secondary fuels; NRSF = Use of non-renewable secondary fuels; FW = Use of net fresh water

RESULTS OF THE LCA - WASTE CATEGORIES AND OUTPUT FLOWS according to EN 15804+A2: 1 piece Remote reader 91 25

| Indicator | Unit | A1-A3 | A4 | A5 | B6 | C1 | C2 | C3 | C4 | D |
|-----------|------|---------|----------|----------|---------|---------|----------|----------|----------|----------|
| HWD | [kg] | 2.85E-6 | 2.87E-12 | 4.74E-11 | 6.75E-7 | 0.00E+0 | 8.17E-13 | 2.88E-10 | 1.52E-12 | -3.36E-9 |
| NHWD | [kg] | 1.00E-1 | 3.02E-6 | 3.00E-3 | 7.36E-1 | 0.00E+0 | 8.61E-7 | 1.70E-2 | 5.01E-4 | 4.00E-3 |
| RWD | [kg] | 1.03E-3 | 3.17E-8 | 1.69E-6 | 1.13E-1 | 0.00E+0 | 9.04E-9 | 2.81E-6 | 1.13E-9 | -1.39E-4 |
| CRU | [kg] | 0.00E+0 | 0.00E+0 | 0.00E+0 | 0.00E+0 | 0.00E+0 | 0.00E+0 | 0.00E+0 | 0.00E+0 | 0.00E+0 |
| MFR | [kg] | 0.00E+0 | 0.00E+0 | 0.00E+0 | 0.00E+0 | 0.00E+0 | 0.00E+0 | 7.70E-2 | 0.00E+0 | 0.00E+0 |
| MER | [kg] | 0.00E+0 | 0.00E+0 | 0.00E+0 | 0.00E+0 | 0.00E+0 | 0.00E+0 | 0.00E+0 | 0.00E+0 | 0.00E+0 |
| EEE | [MJ] | 0.00E+0 | 0.00E+0 | 1.54E-1 | 0.00E+0 | 0.00E+0 | 0.00E+0 | 0.00E+0 | 0.00E+0 | 0.00E+0 |
| EET | [MJ] | 0.00E+0 | 0.00E+0 | 2.80E-1 | 0.00E+0 | 0.00E+0 | 0.00E+0 | 0.00E+0 | 0.00E+0 | 0.00E+0 |

Caption: HWD = Hazardous waste disposed; NHWD = Non-hazardous waste disposed; RWD = Radioactive waste disposed; CRU = Components for re-use; MFR = Materials for recycling; MER = Materials for energy recovery; EEE = Exported electrical energy; EEE = Exported thermal energy

**RESULTS OF THE LCA – additional impact categories according to EN 15804+A2-optional:
1 piece Remote reader 91 25**

| Indicator | Unit | A1-A3 | A4 | A5 | B6 | C1 | C2 | C3 | C4 | D |
|-----------|---|---------|----------|----------|---------|---------|----------|----------|----------|-----------|
| PM | [Disease Incidence] | 2.90E-7 | 1.10E-11 | 1.58E-10 | 9.05E-6 | 0.00E+0 | 3.12E-12 | 3.71E-10 | 6.74E-13 | -7.05E-9 |
| IRP | [kBq U235-Eq] | 9.90E-2 | 4.53E-6 | 2.62E-4 | 1.78E+1 | 0.00E+0 | 1.29E-6 | 2.53E-4 | 1.17E-7 | -2.20E-2 |
| ETP-fw | [CTUe] | 1.97E+1 | 2.10E-2 | 1.50E-2 | 4.23E+2 | 0.00E+0 | 6.00E-3 | 2.80E-2 | 5.69E-5 | -6.35E-1 |
| HTP-c | [CTUh] | 1.16E-9 | 3.94E-13 | 8.08E-13 | 1.98E-8 | 0.00E+0 | 1.12E-13 | 2.46E-12 | 8.43E-15 | -3.38E-11 |
| HTP-nc | [CTUh] | 5.46E-8 | 1.68E-11 | 3.50E-11 | 8.28E-7 | 0.00E+0 | 4.80E-12 | 2.49E-10 | 9.29E-13 | -1.99E-9 |
| SQP | [-] | 1.89E+1 | 7.59E-5 | 9.00E-3 | 3.19E+2 | 0.00E+0 | 2.16E-5 | 2.30E-2 | 2.08E-5 | -4.98E-1 |
| Caption | PM = Potential incidence of disease due to PM emissions; IR = Potential Human exposure efficiency relative to U235; ETP-fw = Potential comparative Toxic Unit for ecosystems; HTP-c = Potential comparative Toxic Unit for humans (cancerogenic); HTP-nc = Potential comparative Toxic Unit for humans (not cancerogenic); SQP = Potential soil quality index | | | | | | | | | |

Disclaimer 1 – for the indicator IRP

This impact category deals mainly with the eventual impact of low dose ionizing radiation on human health of the nuclear fuel cycle. It does not consider effects due to possible nuclear accidents, occupational exposure nor due to radioactive waste disposal in underground facilities. Potential ionizing radiation from the soil, from radon and from some construction materials is also not measured by this indicator.

Disclaimer 2 – for the indicators ADPE, ADPF, WDP, ETP-fw, HTP-c, HTP-nc, SQP

The results of this environmental impact indicator shall be used with care as the uncertainties on these results are high or as there is limited experience with the indicator.

References

CAN/CSA-22.2 No. 62368-1

CAN/CSA-22.2 No. 62368-1:2014, Audio/video, information and communication technology equipment — Part 1: Safety requirements

EN 15804

EN 15804+A2:2019+AC:2021, Sustainability of construction works — Environmental Product Declarations — Core rules for the product category of construction products

EN 300330 V2.1.1

Short Range Devices (SRD) - Radio equipment in the frequency range 9 kHz to 25 MHz and inductive loop systems in the frequency range 9 kHz to 30 MHz - Harmonised Standard covering the essential requirements of article 3.2 of the Directive 2014/53/EU

EN 301489-1 V2.2.1

ElectroMagnetic Compatibility (EMC) standard for radio equipment and services - Part 1: Common technical requirements - Harmonised Standard covering the essential requirements of article 3.1(b) of Directive 2014/53/EU and the essential requirements of article 6 of Directive 2014/30/EU

EN 301489-3 V2.1.1

ElectroMagnetic Compatibility (EMC) standard for radio equipment and services - Part 3: Specific conditions for Short-Range Devices (SRD) operating on frequencies between 9 kHz and 246 GHz - Harmonised standard covering the essential requirements of article 3.1(b) of Directive 2014/53/EU

EN 50364

EN 50364:2010, Limitation of human exposure to electromagnetic fields from devices operating in the frequency range 0 Hz to 300 GHz, used in Electronic Article Surveillance (EAS), Radio Frequency Identification (RFID) and similar applications

EN 62368-1

EN 62368-1:2014, Audio/video, information and communication technology equipment - Part 1: Safety requirements

ISO 14025

DIN EN ISO 14025:2011-10, Environmental labels and declarations — Type III environmental declarations — Principles and procedures

Radio Equipment Directive (RED)

Directive 2014/53/EU of the European Parliament and of the Council of 16 April 2014 on the harmonisation of the laws of the Member States relating to the making available on the market of radio equipment and repealing Directive 1999/5/EC

Registration, Evaluation, Authorisation and Restriction of Chemicals (REACH)

Regulation (EC) No 1907/2006 of the European Parliament and of the Council on the Registration, Evaluation, Authorisation and Restriction of Chemicals (REACH)

Restriction of Hazardous Substances (RoHS)

Directive on the restriction of the use of certain hazardous substances in electrical and electronic equipment (RoHS), Directive (EU) No 2011/65

UL 62368-1

UL 62368-1:2014, Standard for Audio/video, information and communication technology equipment - Part 1: Safety requirements

Further References

IBU

Institut Bauen und Umwelt e.V.: General Instructions for the EPDs programme of Institut Bauen und Umwelt e.V. Version 2.0., Berlin: Institut Bauen und Umwelt e.V., 2021. www.ibu-epd.com

GaBi ts software

Sphera Solutions GmbH
Gabi Software System and Database for Life Cycle
Engineering 1992-2020
Version 10.0.0.71
University of Stuttgart
Leinfelden-Echterdingen

GaBi ts documentation

GaBi life cycle inventory data documentation
(<https://www.gabi-software.com/support/gabi/gabi-database-2020-lci-documentation/>)

LCA-tool dormakaba

LCA tool, IBU-DOR-202102-LT1-EN.
Developed by Sphera Solutions GmbH

PCR Part A

PCR – Part A: Calculation Rules for the Life Cycle Assessment and Requirements on the Project Report according to EN 15804+A2:2019, Version 1.0, Institut Bauen und Umwelt e.V., www.ibu-epd.com

PCR Part B

PCR – Part B: Requirements on the EPD for Building Hardware product, version 1.3, Institut Bauen und Umwelt e.V., www.ibu-epd.com, 2019

**Publisher**

Institut Bauen und Umwelt e.V.
Hegelplatz 1
10117 Berlin
Germany

Tel +49 (0)30 3087748- 0
Fax +49 (0)30 3087748- 29
Mail info@ibu-epd.com
Web www.ibu-epd.com

**Programme holder**

Institut Bauen und Umwelt e.V.
Hegelplatz 1
10117 Berlin
Germany

Tel +49 (0)30 - 3087748- 0
Fax +49 (0)30 - 3087748 - 29
Mail info@ibu-epd.com
Web www.ibu-epd.com

**Author of the Life Cycle
Assessment**

Sphera Solutions GmbH
Hauptstraße 111- 113
70771 Leinfelden-Echterdingen
Germany

Tel +49 711 341817-0
Fax +49 711 341817-25
Mail info@sphera.com
Web www.sphera.com

**Owner of the Declaration**

dormakaba International Holding
GmbH
DORMA Platz 1
58256 Ennepetal
Germany

Tel +49 2333 793-0
Fax +49 2333 793-4950
Mail info.de@dormakaba.com
Web www.dormakaba.com