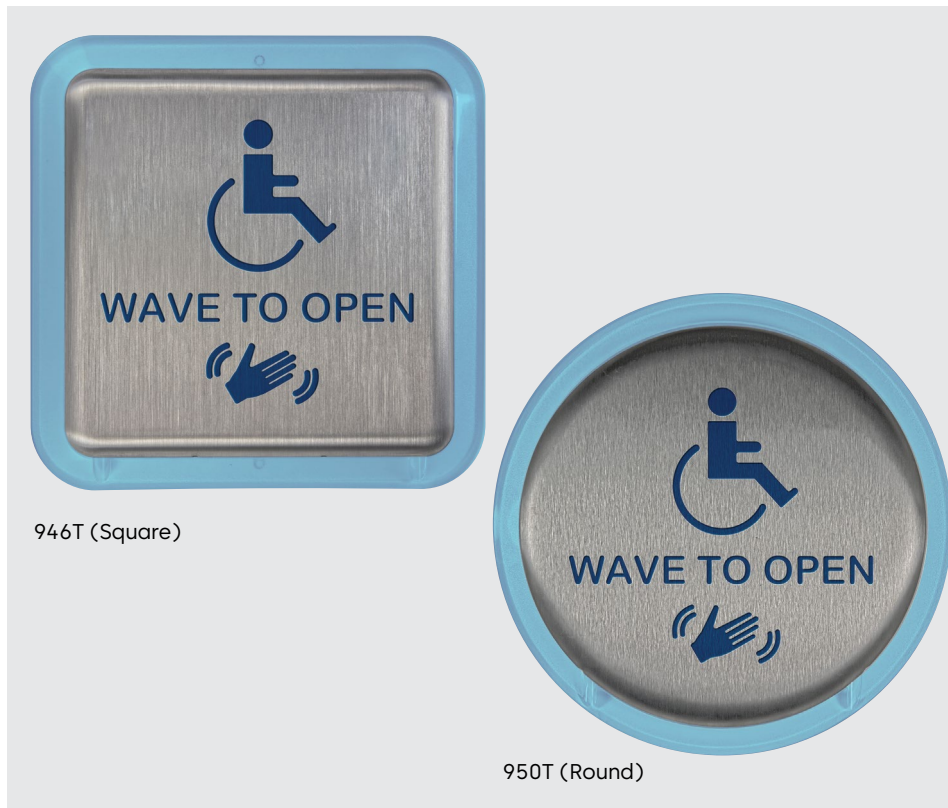


RCI 946T/950T Series

Touch-free actuators



946T (Square)

950T (Round)

Features

- Low-profile touchless actuator plate utilizing unique capacitive technology for the activation of automatic doors
- Range: up to 4" (102mm)
- Illuminated LED mounting ring for unparalleled durability, visibility and convenience
- Hands-free – helps reduce the spread of germs and bacteria
- Short-range adjustable detection zone reduces unwanted activations
- Adjustable visual and audible alerts
- Field-selectable 12-24 VAC/VDC, 37mA typical
- NEMA 4-rated enclosure
- Made of stainless steel (faceplate) and clear polycarbonate (mounting ring, backplate and enclosure)
- Momentary (SPDT) switch operation

Touch free door actuator ideal for healthcare and all other clean environments

The RCI 946T and RCI 950T are short range touchless actuators that utilize capacitive technology for the activation of automatic doors. The adjustable short-range detection zone reduces unwanted activations while maintaining the sanitary benefits of hands-free activation. The RCI 946T is a square (4-3/4") plate and the RCI 950T is a round (6") plate.

Both options are accented by a LED mounting ring that illuminates the plate for unparalleled visibility and operator convenience.

Certifications & testing:

- ANSI – American National Standards Institute
- AAADM – American Association of Automatic Door Manufacturers
- AIA – American Institute of Architects
- FCC – Federal Communications Commission
- IDA – International Door Association
- DASMA – Door & Access Systems Manufacturers Association
- NEMA 4 – National Electrical Manufacturers Association


Dimensions

- 946T:
5-11/16"W x 4-3/4"H x 9/16"D
(144mm x 121mm x 14mm)
- 950T:
6-13/16"W x 6"H x 9/16"D
(173mm x 152mm x 14mm)


How to order

							Type		
		H	Handicap & wave symbol						
		HW	Handicap & wave symbol & "wave to open"						
		W	"Wave to open" & wave symbol						
946T		475	-	MO	x		32D		


							Type		
		H	Handicap & wave symbol						
		HW	Handicap & wave symbol & "wave to open"						
		W	"Wave to open" & wave symbol						
950T		6	-	MO	x		32D		




Energy standard
12-24VDC
50mA@12VDC




Warranty
3 Year limited



Switch mode
momentary



FCC & ISED
certified



Switch
configuration
DPDT (available)

Accessories

Model	Description
9466SUR	Surface-mount box for 6" push plate
946475SUR	Surface-mount box for 4.75" push plate
94645SUR	Surface-mount box for 4.5" push plate
9466FLU	Flush mount box for 6" push plate
946475FLU	Flush mount box for 4.75" push plate
946475WR	Weather ring for 4.75" push plate
946DGPLATE	Back plate for double gang electrical box
9464PLAST	Double gang mount box
P94/5DMO	DPDT accessory kit

Model	Description
9466SUR	Surface-mount box for 6" push plate
946475SUR	Surface-mount box for 4.75" push plate
94645SUR	Surface-mount box for 4.5" push plate
9466FLU	Flush mount box for 6" push plate
946475FLU	Flush mount box for 4.75" push plate
946475WR	Weather ring for 4.75" push plate
946DGPLATE	Back plate for double gang electrical box
9464PLAST	Double gang mount box
P94/5DMO	DPDT accessory kit

Reduce the spread of germs in your facility.

Hygiene is one of the most important things in our lives. Touchless door activation can make the difference when it comes to a clean, hygienic facility. Touchless access is crucial in high contact public places such as healthcare facilities, restaurants, schools, offices and restrooms.

With touchless access, abuse-related replacement expenses are greatly reduced. All RCI switches come with a warranty. dormakaba's RCI electronic access controls offer many solutions to fit your needs for a touchless solution including touchless switches and door actuators.

© dormakaba 2024 Information on this sheet is intended for general use only. dormakaba reserves the right to alter designs and specifications without notice or obligation.

Any questions? We would be happy to advise you.

Contact us at: 1-800-265-6630