

dormakaba TS 98 XEA

With the licence to close



Whether installed in personalised living spaces or modern work environments, the TS 98 XEA meets high standards in quality, comfort and design.

Uniting the best characteristics.

TS 98 XEA is highly versatile: it offers optimum user convenience for almost all single- and double-leaf doors while also impressing with its new XEA design and new functions. This all-purpose closer can be fitted in all four installation types using the same closer body, ensuring low-noise access with its additional closing range. It also remains completely unaffected in cold conditions, even down to -40°C .

Features & Benefits:

- Large closing force range for door widths up to 1,400 mm
- SoftFlow: quiet door closing thanks to additional closing range
- Proven EASY OPEN technology provides barrier-free access as per German Industrial Standards (DIN) SPEC 1104 and (DIN) 18040
- One door closer for all four installation types
- Backcheck and delayed closing in all four installation types
- Self-closing from 180° opening angle on pull side
- Closing force adjustment possible at front using a battery screwdriver
- With visual closing force indicator
- For doors weighing up to 300 kg (not in conjunction with electromechanical hold-open unit integrated into the slide channel)



reddot award 2016
winner



GOOD DESIGN
AWARD 2016



product
design
award

Four installation types, one door closer



Surface finishes and colour variants

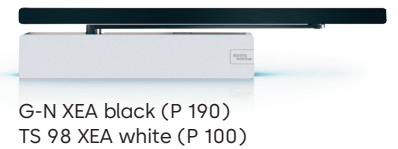
TS 98 XEA features an excellent design, which truly does open doors: the closer is not only suitable as a design element, but it can also be easily combined with other dormakaba products in the XEA design. Thanks to numerous colour and surface finish variants, you have a whole range of customisation options open to you and can be as flexible as you wish from an aesthetic point of view.



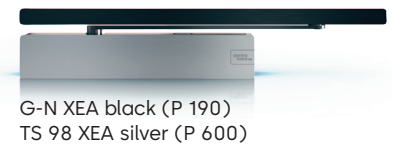
TS 98 XEA silver (P 600)



TS 98 XEA gold (P 750)



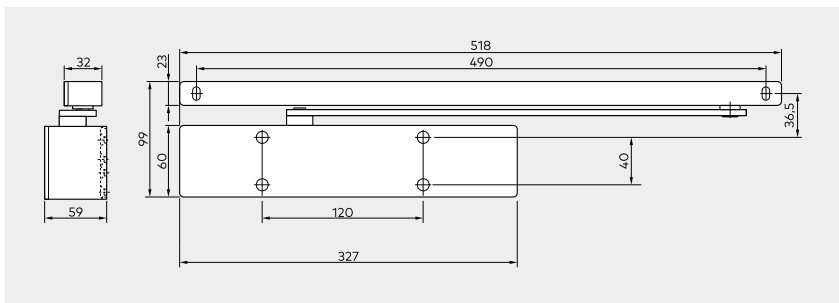
G-N XEA black (P 190)
TS 98 XEA white (P 100)



G-N XEA black (P 190)
TS 98 XEA silver (P 600)



TS 98 XEA black (P 190)



Data and features		EN 1-6
For doors weighing (not in conjunction with electromechanical hold-open unit integrated into the slide channel)	≤ 300 kg	•
General doors, fire and smoke doors*	≤ 1,400 mm	•
Exterior doors, opening outwards*	≤ 1,400 mm	•
Same design for left- and right-handed doors		•
Closing force continuously adjustable on front using a battery screwdriver		•
Closing time continuously adjustable using valve		•
Additional closing range for quiet closing	15°-0°	
Latching action continuously adjustable using valve		•
Backcheck (BC) adjustable using valve		•
Delayed closing (DC) continuously adjustable using valve		•
Ratchet type hold-open system (not for fire or smoke doors)		○
Dimensions in mm	Length Depth Height	327 59 60
Easy door opening as per German Industrial Standard (DIN) SPEC 1104; CEN/TR 15894		•
Compliance with the max. opening torque as per German Industrial Standard (DIN) 18040 up to a door width of		1,250 mm
As standard = • Optional = ○		
*The next door closer size should be selected or a greater closing force set for very high and heavy doors and those which need to close against strong wind pressure.		

Any questions? We would be happy to advise you.