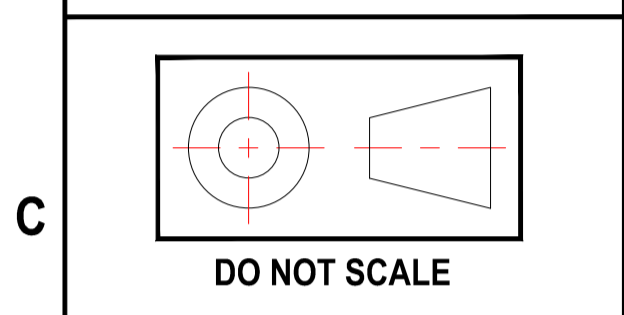


PART No.

PROJECT:
 DESIGNED:
 CHECKED:
 APPROVED:
 DRAWN: **L.R.HAJDU**
 SCALE: **1:1**
 DATE: **09-05-2012**

⊙ WITHIN 0.01 ANY DIAMETER TO CENTER LINE
 ⊥ WITHIN 0.01 ANY FACE TO CENTER LINE
 ALL DIMENSIONS IN MILLIMETRES UNLESS OTHERWISE SPECIFIED
 TOLERANCES: ±0.1 UNLESS OTHERWISE SPECIFIED
 MACHINING SURFACE FINISH: 3.2 UNLESS OTHERWISE SPECIFIED
 HEAT TREATMENT: NIL

REMOVE ALL BURRS, SHARP CORNERS AND PROCESSING RESIDUE DRAWN TO AS1100 DIMENSIONS IN MILLIMETRES


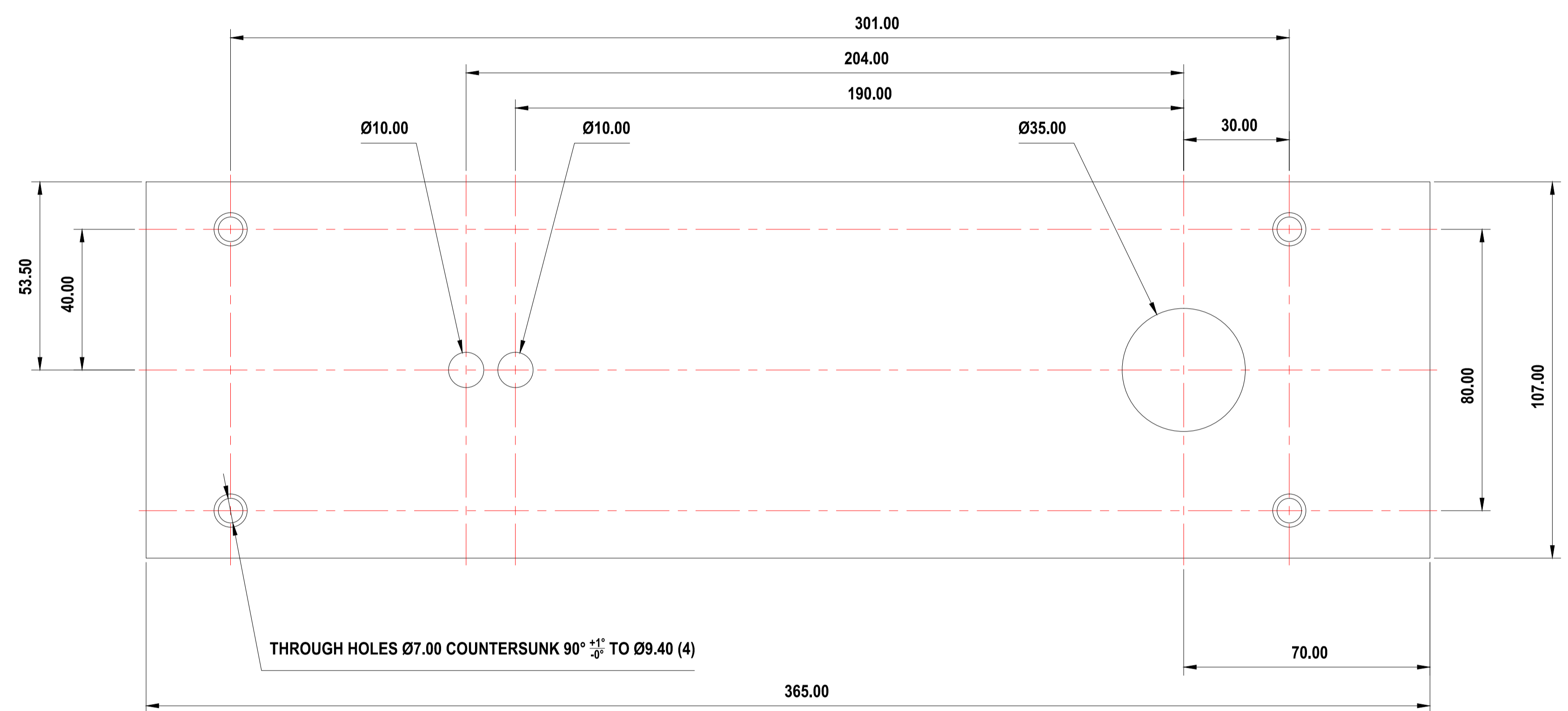


DORMA Automatics Pty. Ltd.
 INFORMATION SHOWN ON THIS DRAWING MAY ORIGINATE FROM OUTSIDE THE COMPANY. NO MANUFACTURE OR RE-SOURCING SHOULD BE MADE WITHOUT PRIOR CONSULTATION WITH THE MANAGER, ENGINEERING SERVICES.

THIS DOCUMENT CONTAINS CONFIDENTIAL INFORMATION WHICH MUST NOT BE COPIED WHOLLY OR IN PART, NOR DISCLOSED TO ANY PERSON WITHOUT OUR PRIOR AUTHORITY IN WRITING.
 © DORMA Automatics Pty. Ltd. 2002.

DISCLAIMER:-
 ALL ILLUSTRATIONS AND SPECIFICATIONS PRESENTED IN THIS DRAWING ARE A GUIDE ONLY FOR THE INSTALLATION OF DORMA AUTOMATIC DOOR OPERATORS. THESE ARE BASED ON THE LATEST PRODUCT INFORMATION AVAILABLE AT THE TIME. FOR ALL CASES, CALCULATIONS FOR THE STRUCTURAL PERFORMANCE AND SITE CONDITIONS MUST BE COMPLETED BY A QUALIFIED STRUCTURAL ENGINEER.

GENERAL NOTES:



REV.	ZONE	ITEM	DATE	AMENDMENT	CHECKED	APPROVED	ITEM	QTY.	DESCRIPTION	PART No.	DRAWING No.
							MATERIAL:	1	TITLE:	RTS 84S	
							FINISH:	1	A1	DRG No:	10000043
										REV.	