
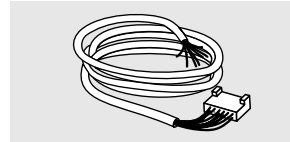


Specification text
DORMA SVP-A 1000

Connecting cable, 12-core, with plug connector fitted at one end to ensure correct electrical mating with DORMA SVP 4xxx, 6xxx, 2xxx motor and switch-monitored emergency escape locks with automatic locking action.


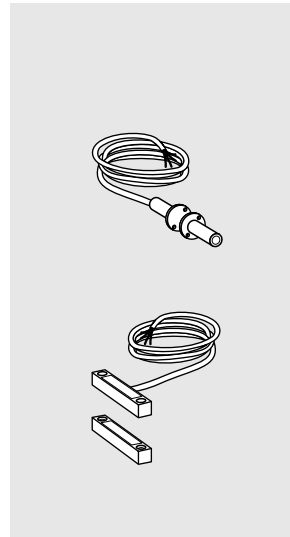
Order No. 

 49932990  SVP-A

DORMA TK

Reed door contact for monitoring of the opening of doors, with 2.3 m flexible connection lead and integrated anti-tamper line. NC contact, contact rating: 42 V, max. 0.5 A. Operating distance typically 5 mm +/- 3 mm. Kit includes magnet in the same housing.


for solid doors only, recessed installation (VdS No. G 191501 or equivalent), dimensions (Ø x D): approx. 9 x 33 mm.

- TK 103 brown
- TK 110 white

 49930103
 49930110  TK


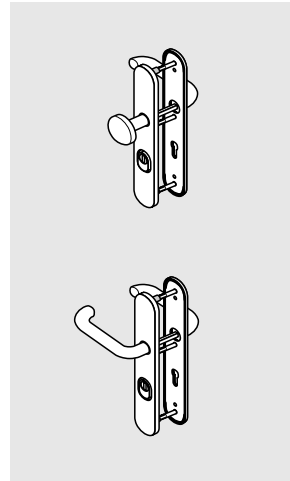
for solid and framed doors, surface installation (VdS No. G 191501 or equivalent), dimensions (W x H x D): approx. 50 x 9 x 9 mm

- TK 203 brown
- TK 210 white

 49930203
 49930210  TK

DORMA SVP-SB 210

Security door fitting to DIN 18257 ES 1 with cylinder core pull protection for SVP solid door leaf locks, German-approved for fire and emergency exit doors, follower-to-keyway centres 72 mm (Europrofile cylinder), door thickness 45-54 mm, cylinder projection 9-15 mm, colour F1, long backplate, external knob fixed dead, internal lever handle fitting with 9 mm spindle.

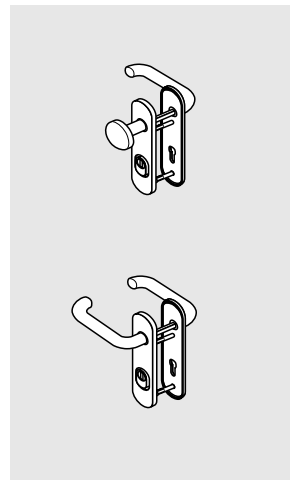
 49951001  SVP-SB

DORMA SVP-SB 211

Security door fitting to DIN 18257 ES 1 with cylinder core pull protection for SVP 6xxx solid door leaf locks, German-approved for fire and emergency exit doors, follower-to-keyway centres 72 mm (Europrofile cylinder), door thickness 45-54 mm, cylinder projection 9-15 mm, colour F1, long backplate, lever handles on both sides with split spindle.

 49951101  SVP-SB

DORMA SVP-SB 710

Security door fitting to DIN 18257 ES 1 with cylinder core pull protection for SVP narrow stile locks, German-approved for fire and emergency exit doors, follower-to-keyway centres 92 mm (Europrofile cylinder), door thickness 55-74 mm, cylinder projection 9-15 mm, colour F1, short backplate, external knob fixed dead, internal lever handle fitting with 9 mm spindle.

 49961001  SVP-SB

DORMA SVP-SB 711

Security door fitting following DIN 18257 ES 1 with cylinder core pull protection for SVP 6xxx narrow stile locks, German-approved for fire and emergency exit doors, follower-to-keyway centres 92 mm (Europrofile cylinder), door thickness 55-74 mm, cylinder projection 9-15 mm, colour F1, short backplate, lever handles on both sides with split spindle.

 49961101  SVP-SB