

Raccordement du verrouillage EM

F


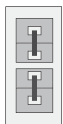


Alimentation 12 ou 24 V DC

Sélection tension

12 V DC

24 V DC (réglage usine)



Caractéristiques techniques

Alimentation: 12 ou 24 V DC
+20% / -10%

Consommation (x2): 500 mA en 12 V DC
250 mA en 24 V DC

Protection: Par VARISTOR intégrés



Circuits sensibles à l'électricité statique

Electromagnet connections

GB

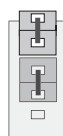
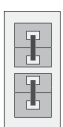


Power supply 12 or 24 V DC

Voltage selection

12 V DC

24 V DC (factory setting)



Technical data

Power supply: 12 or 24 V DC
+20% / -10%

Current input (x2): 500 mA with 12 V DC
250 mA with 24 V DC

Protection: By integrated VARISTOR



Static sensitive devices