





Care Instructions:

Make sure that no abrasive or scouring media (scouring powder, steel wool) are used for regular cleaning. Use no polishing agents, waxes, furniture cleaning products, or bleaches. Do not use any cleaning products that contain strong acids or very acidic salts, e.g. descaling agents based on formic acid and amino-sulpho acid, drain cleaner, nitric acid, silver polishing agents, oven cleaners.

Surface finishes	Cleaning instructions
<p>Laminates</p> 	<p>Light, fresh soiling: Paper wipes; soft, clean cloths (dry or moistened); sponge or similar. After wet cleaning, rub and wipe dry with absorbent paper wipes.</p> <p>Normal soiling: Clean, warm water, clean, soft cloth or wipes, soft sponge or soft brush (e.g. nylon brush). Standard cleaning detergent with no abrasive or scouring content, soft soap or curd soap. Lather with cleaning solution and allow to take effect in accordance with degree of soiling. Then rinse with pure water or glass cleaner. Re-wash several times if necessary. Remove all traces of cleaning detergent in order to avoid smears. Wipe surfaces dry with absorbent, clean cloth (or preferably paper wipes).</p>
<p>Wood veneers</p> 	<p>Light and normal soiling: Paper wipes; soft, clean cloths (dry). After wet cleaning, rub and wipe dry immediately with absorbent paper wipes.</p>
<p>Textiles</p> 	<p>Light and normal soiling: Use soft brush or vacuum clean.</p>
<p>Sheet metal</p> 	<p>Light, fresh soiling: Paper wipes; soft, clean cloths (dry or moist); sponge or similar. After wet cleaning, rub and wipe dry with absorbent paper wipes.</p> <p>Normal soiling: Clean, warm water, clean, soft cloth or wipes, soft sponge or soft brush (e.g. nylon brush). Standard cleaning detergent with no abrasive or scouring content, soft soap or curd soap. Lather with cleaning solution and allow to take effect in accordance with degree of soiling. Then rinse with pure water or glass cleaner. Re-wash several times if necessary. Remove all traces of cleaning detergent in order to avoid smears. Wipe surfaces dry with absorbent, clean cloth (or preferably paper wipes). Regularly replace wipes/cloths.</p>