

CS 80 Magneo	DB min.	B max.	LV	L/4	C	L
Set 875	700 mm	940 mm	LV1 1840 mm	437,5 mm	575 mm	1750 mm
Set 1000	835 mm	1065 mm	LV2 2090 mm	500 mm	700 mm	2000 mm
Set 1125	945 mm	1190 mm	LV3 2340 mm	562,5 mm	825 mm	2250 mm

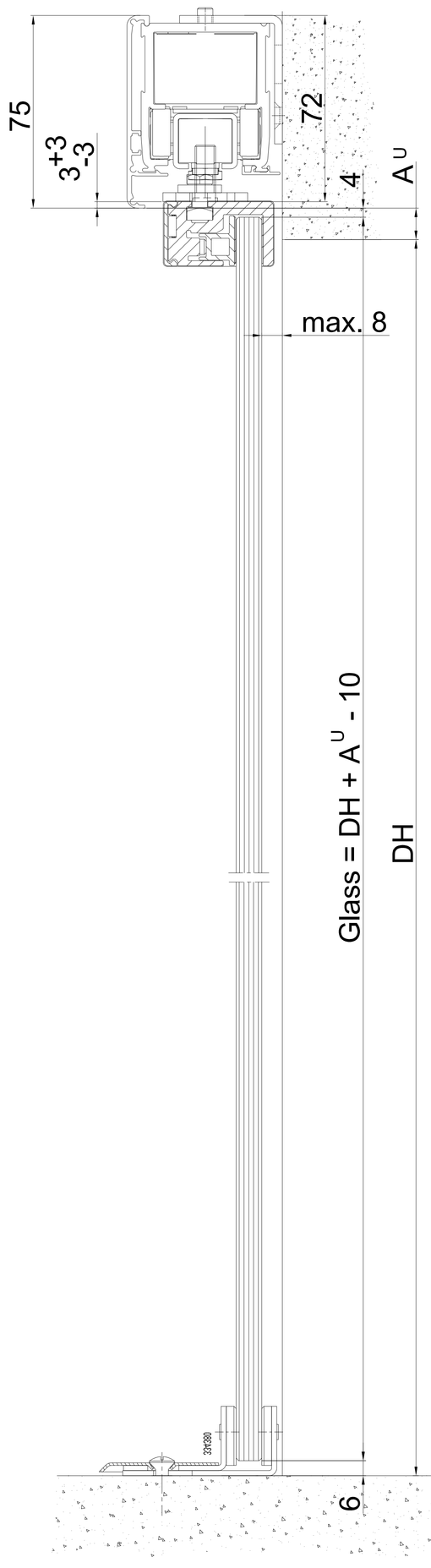

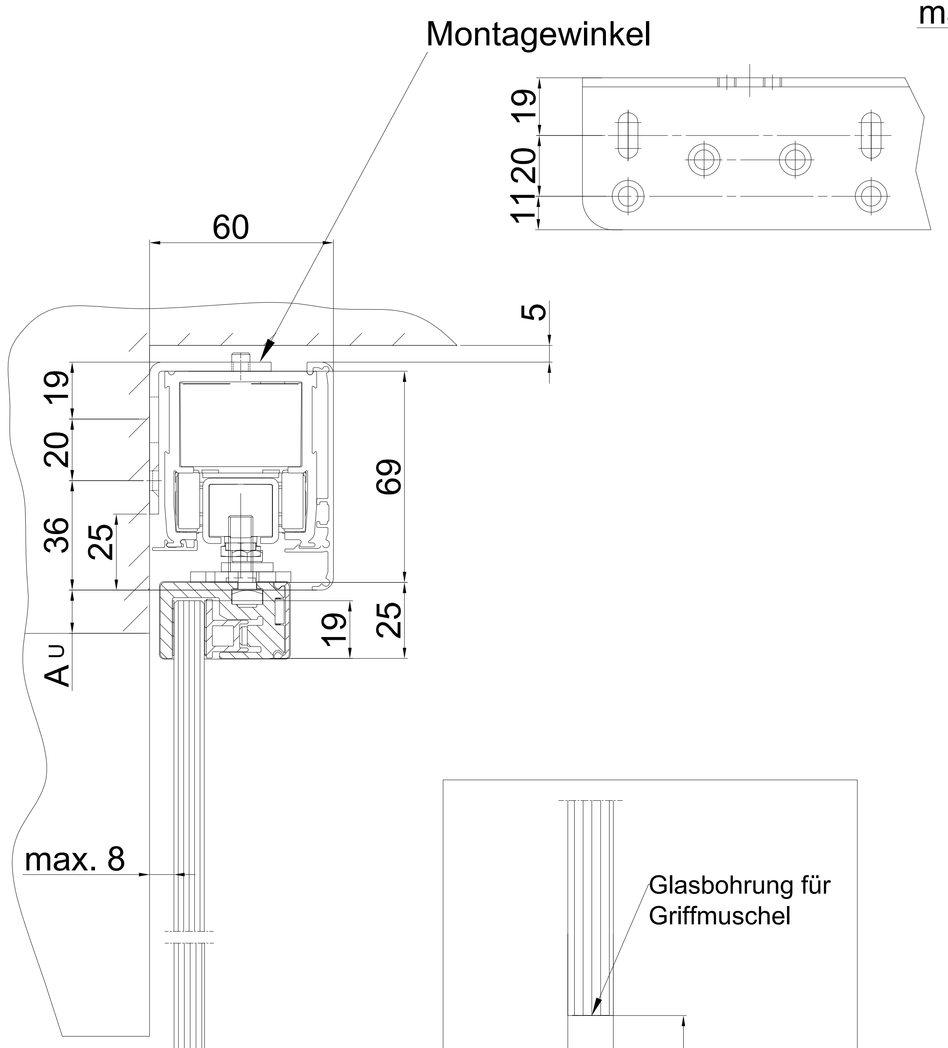

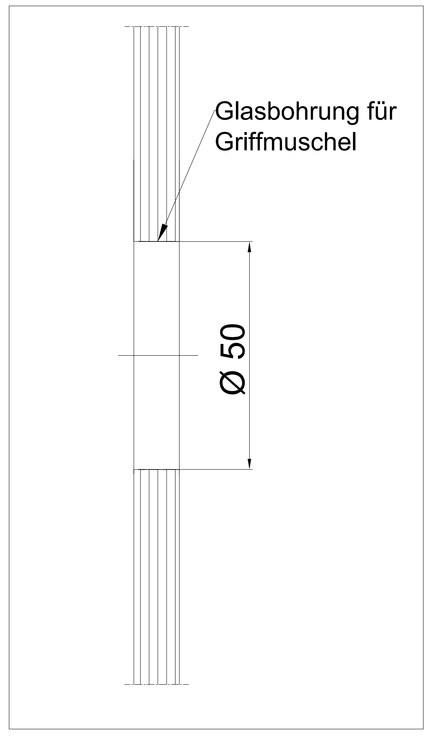

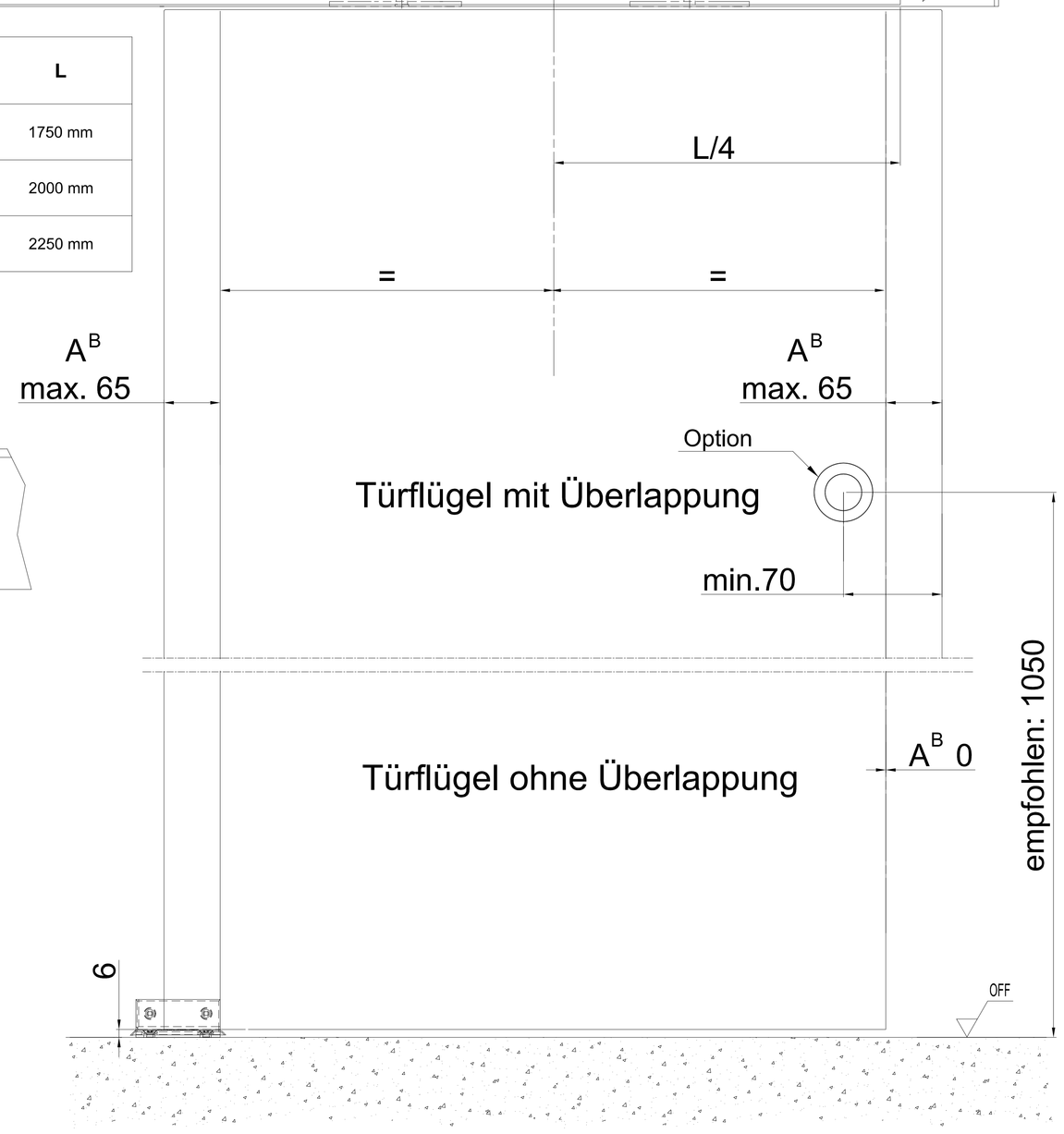



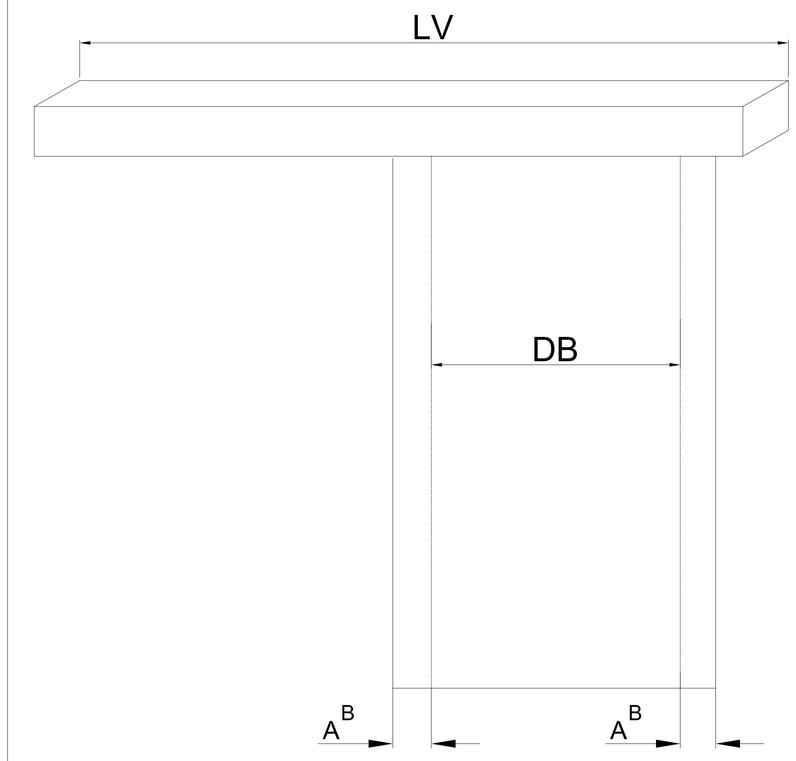

CS 80 Magneo Glasklemmschiene / glass clamping rail

1 - fluegelig
1 - leaf

	A^B = 65	A^B = 40
Set 875	DB 700-810	-835
Set 1000	DB 835-935	-960
Set 1125	DB 945-1060	-1085

Gewicht / weight

Set 875	20 - 80 kg
Set 1000	20 - 80 kg
Set 1125	20 - 80 kg

1 - fluegelig
1 - leaf

Auf Wand Montage / On Wall Mounting

Set 875	LV1 = 1840
Set 1000	LV2 = 2090
Set 1125	LV3 = 2340

In Wand Montage / In Wall Mounting

Set 875	LV1 = 1870
Set 1000	LV2 = 2120
Set 1125	LV3 = 2370

H	Tuerfluegelhöhe	door panel height
B	Tuerfluegelbreite	door panel width
I	Griffmuschel	Recessed door grip
II	Bodergleiter	Floor guide
III	Anschlag bauseits	Profile on side
OFF	Oberkante Fertigfussboden	finished floor Level FFL
DB	Durchgangsbreite	passage width
LV	Anlagenaussenmass	total width
DH	Lichte Durchgangshoehe	passage height
F	Fahrweg	Driving path
C	Mittenabstand Aufhängepunkte	Centre to centre distance fixing points
L	Antriebslänge	Operator length
A^B	Türflügelüberstand	Door overlap
A^u	Türflügelüberstand vertikal	Door overlap vertical

rechts wie gezeichnet
links spiegelbildlich

right-hand execution as per drawing
left-hand execution mirror image

2					Datum	Name	Werkstoff
1				Bearb.	11.2014	Wenzel	
0				Gepr.			
Ü	Änder.-Nr	Tag	Name	Norm.			

DORMA

Org.Maßstab: CS 80

CS 80 Magneo

CAD-Erstellt: (c) DORMA GmbH & Co KG
Ausgabe: Doku-Typ :
Format : Index :
Ersatz für :
Zeichnung-Nr.: Blatt
CS_80_Magneo_Auf_Wand_Glasklemmschiene_11_2014 BL
Var.: