



TS 97

A new closer creation for  
enhanced architectural  
elegance.

dormakaba 

# **Innovative architectural concepts offer form and function combined.**

Contemporary architecture is characterised by distinctive design lines that accommodate the desire for aesthetic elegance as an integral element within a well functioning whole.

Harmony of appearance needs to be maintained throughout. And this is precisely the design brief to which dormakaba has developed the TS 97. Our new door closer has been specifically designed to match perfectly the optical opulence of high-quality project doors while at the same time offering maximum functional convenience.

The TS 97 – an impressive synthesis of form and function.





# **TS 97 – functional component, fascinating aesthetics.**

With the TS 97, dormakaba has opened up a new segment in the premium class of door closers.

Its high technological quality is matched in full by its impressive design credentials. The straight lines of its cubic form exude elegant compactness. And – as a characteristic feature of this particular system – the closer body and slide channel are of identical length. The single piece faceplate has no slots or fixing points and even the end caps are flush. All the clearance and gap dimensions have been reduced to a minimum. With a wide range of surface finishes available, the TS 97 can be ideally adapted to any décor. All in all, it offers a solution that can satisfy all the requirements embodied in a high-quality architectural project.



  
DORMA

# **Distinctive design lines, coincidence of contours.**

## Closer body and slide channel of identical lengths.

As a surface mounted door closer of consummate compactness, the TS 97 offers a clearly defined profile suited to a wide range of application requirements. The body is just 37 mm deep, while the slide channel is perfectly aligned to its small width. It is also vertically adjustable. This enables the overall appearance to be further optimised and ideally adjusted to the door and frame arrangement. There is a wide range of surface finishes available to enable full integration within discrete architectural concepts.

## **Reduced to the essential.**


The smallest surface-mounted cam action door closer in the project sector.

With its compact design and an overall depth of just 37 mm, the TS 97 has opened up a new dimension in the market for surfacemounted door closers. Ideally sized, it provides for a solution of exemplary elegance. Even when viewed from the side, the TS 97 offers unimpaired visual charm. Through its discreet overall appearance, such a closer enhances the overall architectural effect of the door and its surroundings.

---

37 mm





# A perfect combination of high-grade finish and smart technology


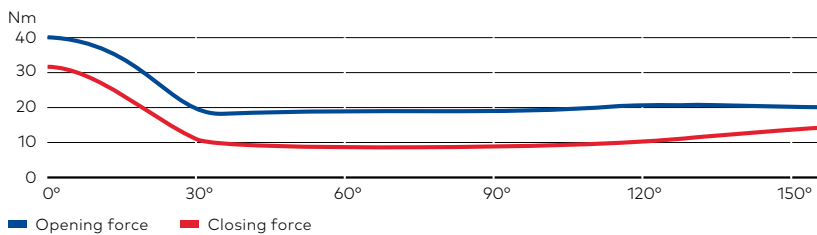
The smallest surface-mounted cam action door closer in the project sector.

The truly salient feature of the TS 97 is its beautifully shaped design. The high-quality appearance of the closer is further enhanced by a wide range of finishes that can be selected to suit the surroundings and project specifications. A particularly prestigious effect can be achieved with our anodised aluminium finish and the "Design" range: "stainless steel" or "polished brass". White is also available as a standard colour, as are various special colours. The architect thus has a wide optical spectrum to choose from in the creation of contemporary door designs.





Force profiles, spring strength setting EN 4



The heart-shaped cam ensures maximum ease of use through minimised opening effort.


The technology is such that opening resistance is immediately reduced as the door comes. Door operation is thus literally child's play.

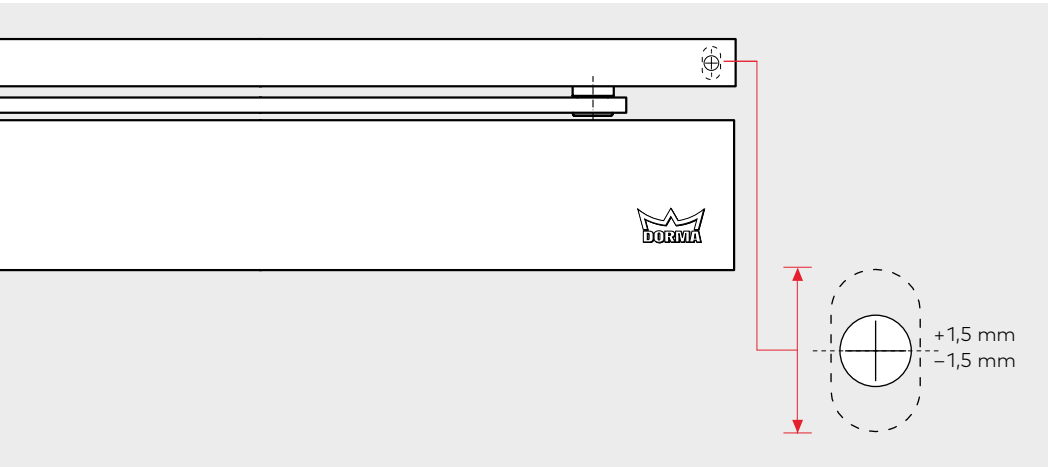


Easier to open thanks  
EASY OPEN technology  
with heart-shaped cam.

# Architectural solutions.

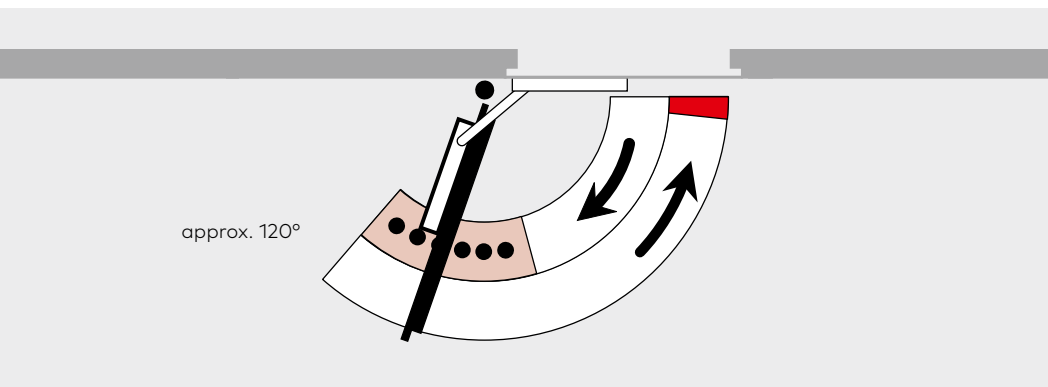
Uncomplicated sophistication achieved with ease.

The TS 97 can be mounted with ease either to the door leaf or the frame. Its hydraulic functions are adjustable from the top face, while closing force adjustment is performed from the side. The TS 97 is compliant with EN 1154 and carries the  mark.



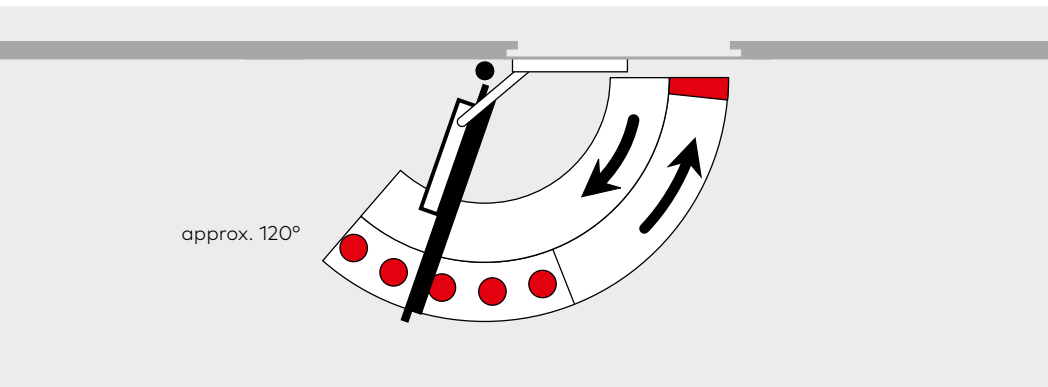
**Vertical adjustment of the slide channel.**

The slide channel is vertically adjustable to ensure perfect adaptability to the door-and-frame arrangement.



**Cushioned limit stay.**

The cushioned limit stay integrated in the standard slide channel assembly helps to prevent a normally opened door from colliding with the adjacent wall. It can be adjusted to an opening angle between approx. 80° and max. 120°.



**RF mechanical hold-open unit.**

A hold-open unit is also available as an optional extra.

# Equipped with superior technology as standard.

Aside from a rapidly decreasing opening torque for effortless opening of the door, the new closer also offers all the advantages of closing force adjustability and a latching action variability that ensures secure closing every time. The closing force, adjustable between EN 2 and EN 4, opens up a wide range of applications up to maximum door widths of 1100 mm. The closer complies with EN 1154 and carries the **CE** mark. It is also manufactured with quality assurance to ISO 9001. So it satisfies every conceivable requirement.

<b>Data and features</b>		
Closing force	Spring strength	EN 2–4
Standard doors	1100 mm	●
External doors, outward opening		–
Fire and smoke check doors		●
Non-handed		●
Vertically adjustable slide channel		●
Closing speed adjustment by valve variable		●
Latching action adjustment by valve variable		●
Cushioned limit stay (mechanical)		●
Delayed action		–
Backcheck		–
Hold-open		○
Weight in kg		2,5
Dimensions in mm	Length	340
	Overall depth	37
	Height	49
Door closer compliant with EN 1154		●
<b>CE</b> mark for construction products		●

● Yes    – No    ○ Option

**dormakaba Australia**

Head Office  
12-13 Dansu Court  
Hallam VIC 3803  
T 1800 675 411  
info.au@dormakaba.com  
www.dormakaba.com.au

**dormakaba New Zealand**

Head Office  
Building P, 61-69 Patiki Road  
Avondale  
Auckland 1026  
T: 0800 436 762  
info.nz@dormakaba.com  
www.dormakaba.co.nz