

PowerPlex 2000

Standalone pushbutton lock



Advantages at a glance

- Self Powering and battery free with PowerStar™ technology
- 100 users
- 1000 event audit trail
- Simple keypad programming & optional software
- Multiple operating modes; PIN, Passage and Lockout
- Cylindrical latch or MS2 mortice locking options
- Key override cylinder with anti-bump.

The PowerPlex 2000 electro-mechanical pushbutton lock eliminates the problems and costs associated with issuing, controlling, and collecting keys. The locks traditional telephony style keypad and simple programming options provide convenient, cost efficient and durable access control.

PowerPlex 2000 locks are self-powered and don't require batteries or other power sources to operate. The lock generates its own power with every turn of the lever, making it efficient and versatile. The PowerStar Technology has been manufactured and trusted in use for over 20 years on other dormakaba high

security products. The PowerPlex Series utilises new capacitor technology to store power longer and more efficiently, the built-in super capacitors will hold a full charge for up to 10 weeks with no activity at the lock.

Specifications

Features

User Parameters	Code length—adjustable to accept 4 to 8 digits Anti-tamper lockout—adjustable from 3 to 9 invalid attempts with an adjustable period of 0 to 90 seconds Re-lock time—adjustable from 2 to 20 seconds
Lock Power	Self Powering—Kaba's PowerStar™ technology supplies power for all electronic lock functions, including programming users at the keypad without ever having to change batteries. Once the first digit of a valid code is entered to "wake up" the lock, the remainder of the code can be entered and access is granted. A full charge of the built-in super capacitors will last up to 10 weeks with no activity at the lock.

Mechanical Features

Construction	Heavy-duty commercial Grade 1 lockset, solid cast exterior housing, solid cast levers, cylindrical drive wear tested for extensive use in indoor and outdoor applications
Numeric Keypad	Vandal resistant, solid metal pushbuttons
Backset	Cylindrical: 70 mm backset (standard) Cylindrical: 60 mm backset (optional) Mortice: 60 mm
Minimum Stile	127mm
Weight	Cylindrical and mortice models: 3.63 kg
Key Override	
Key-in-Lever Cylinder	Kaba 1539 6-pin bump resistant cylinder, Schlage "C" Keyway

Installation

Ease of Installation	No wiring to or through the door—no risk of pinched wires
Door Preparation	Cylindrical - 54mm cylindrical drive hole with three additional through bore holes; wood or metal doors Mortice - MS2 door preparation with three additional through bore holes
Door Thickness	Cylindrical model: 35mm to 64mm, optional kit for up to 95mm. Mortice models: 35mm to 50mm. optional kit for up to 64mm.


Items Supplied Include	Cylindrical and mortice - lock assembly, installation manual, template, quick reference guide, operations manual, and required hardware
Fire Rating	2 hour
Durability	Designed and certified to the US standard of ANSI/BHMA Grade 1
Environmental	Indoor/outdoor approved; -35°C to 66°C

Warranty

Warranty	3-year warranty from date of installation; built-in warranty counter in lock memory
----------	---

Finishes


Available Finishes	Satin chrome housing and levers (standard) Special order options: satin brass or dark bronze
--------------------	---



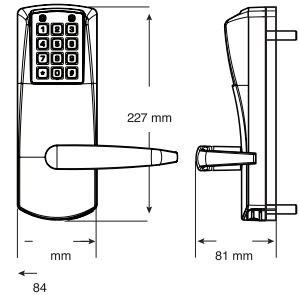
Satin Chrome



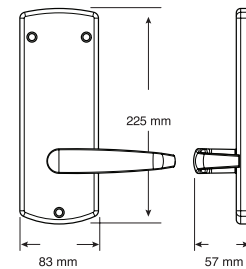
Satin Brass



Dark Bronze

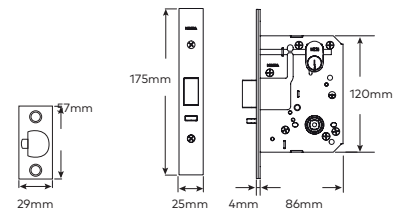


P2000 Exterior



P2000 Interior

Locking Options



Cylindrical (standard)

MS2 Mortice version (optional)

Any questions? We would be happy to advise you.

dormakaba Australia | info.au@dormakaba.com | T 1800 675 411 | www.dormakaba.com.au
dormakaba New Zealand | info.nz@dormakaba.com | T 0800 436 762 | www.dormakaba.co.nz