


RCI 12C


Compact strike





Features

- Quick and easy install
- Ideal for wooden, steel & aluminum frames
- Non-handed
- Versatile, compact design
- Replaces standard, non-electrified T-strikes
- Maintains integrity and strength of the door frame
- Brushed Stainless Steel (32D) finish

 **Energy**
90mA, 12VDC

 **Strength**
1,100lbf Static
44ft-lb Dynamic

 **Mode**
Fail-secure

 **Warranty**
1 Year limited warranty



Dimensions

1-13/16"W x 2-3/4"H x 1-1/8"D
(46mm x 70mm x 28mm)

The versatile, 12C Compact strike is suitable for all types of door frames.
Designed to be fitted in place of an entrance set strike plate.

Applications

- Commercial centers
- Industrial buildings
- Educational facilities
- Retail outlets
- Health care facilities
- Office complexes

Frame type




Hollow metal



Aluminum

Door lock type



Specifications

Voltage	Current	Duty
12VDC	90mA	Continuous

Copyright © 2024 dormakaba Canada Inc. Information on this sheet is intended for general use only.
dormakaba reserves the right to alter designs and specifications without notice or obligation.

Any questions? We would be happy to advise you.

Contact us at: 1-800-265-6630