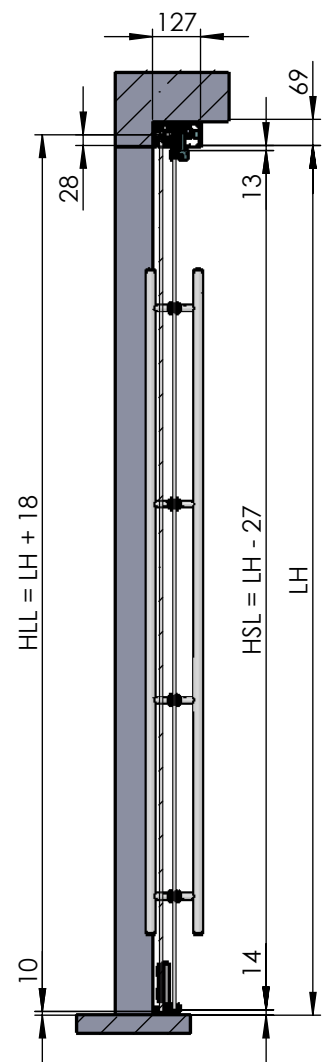
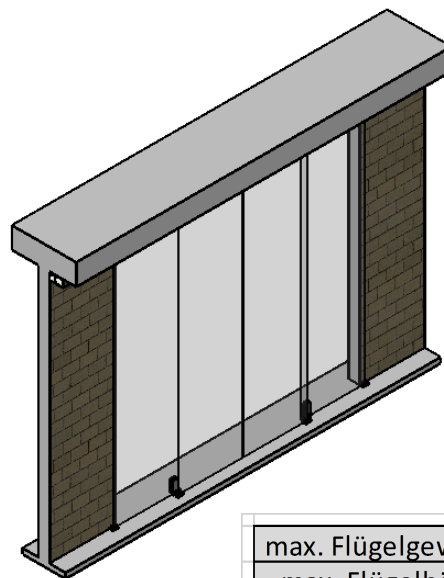
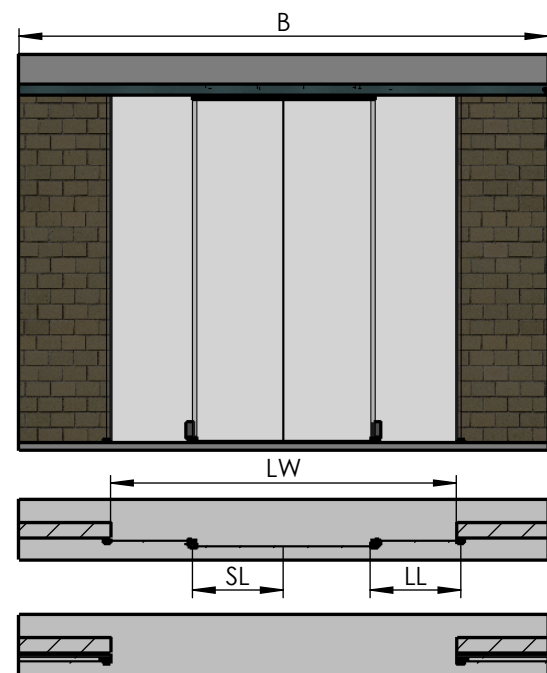
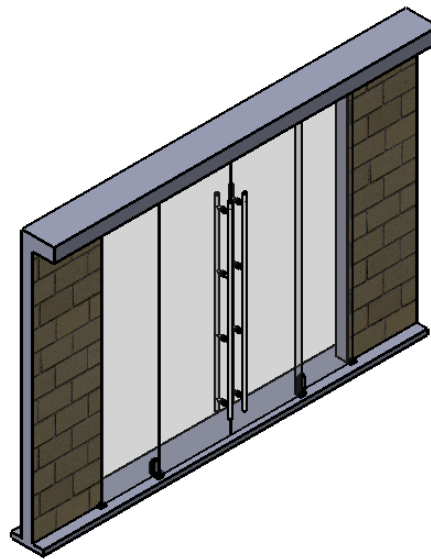
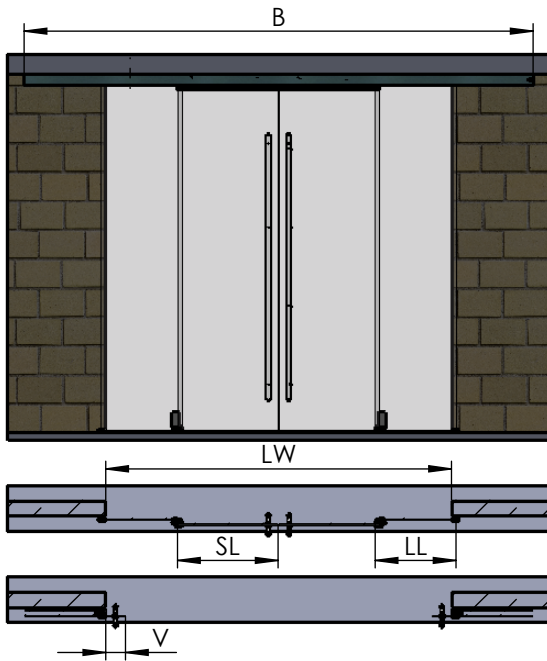


MUTO Comfort Teleskop Anlagenansicht 4-flügelig / Deckenmontage

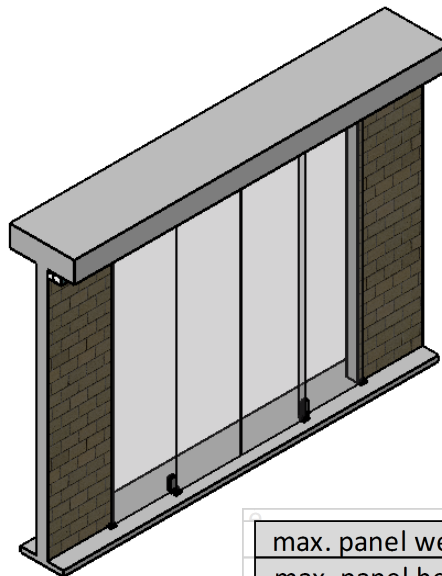
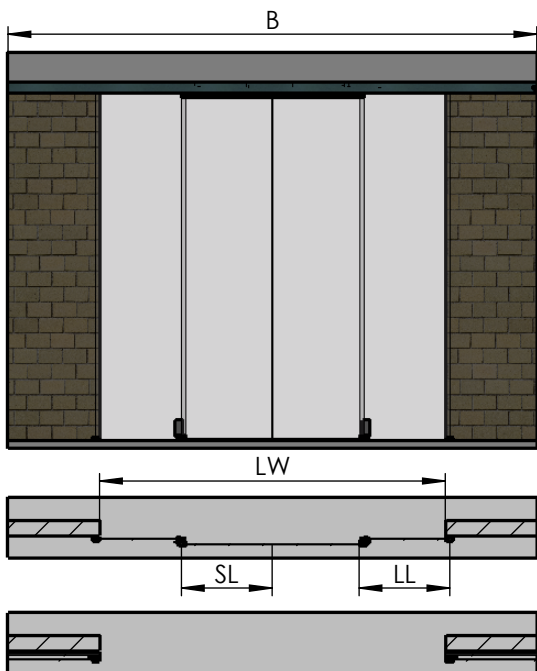
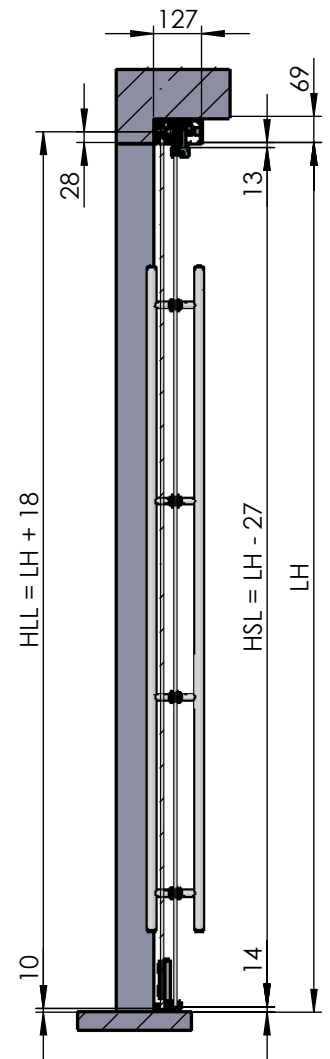
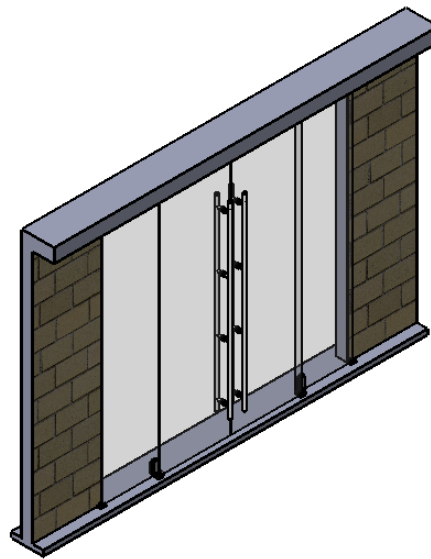
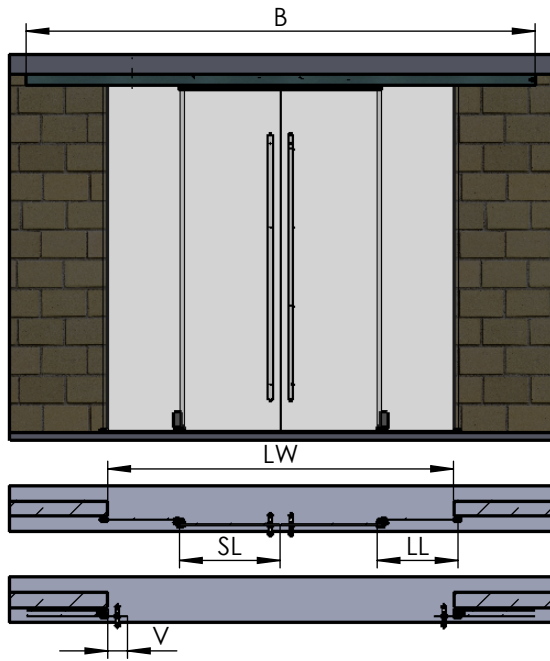


max. Flügelgewicht	4x 80kg
max. Flügelhöhe	3000mm
Glasdicke/Glasart	8-13,5mm ESG/VSG

		Glasbreite SL ohne Griffstange	Glasbreite LL ohne Griffstange	Glasbreite SL mit Griffstange	Glasbreite LL mit Griffstange
ohne Dormotion	min.	600	600	665	535
	max.	1000	1000	1065	935
mit Dormotion	min.	790	790	855	725
	max.	1000	1000	1065	935
		Laufschiene ohne Griffstange	Lichte Weite LW ohne Griffstange	Laufschiene mit Griffstange	Lichte Weite LW mit Griffstange
ohne Dormotion	min.	3496	2286	3366	2286
	max.	5896	3886	5766	3886
mit Dormotion	min.	4636	3046	4506	3046
	max.	5896	3886	5766	3886
		Gesamtlänge Laufschiene incl. Stirnabdeckung = Laufschiene B + 2 x 2mm			

C:\Workspace\EDM104 Project\Innovation\MUTO COMFORT60_DAS DETAIL\MUTO COMFORT104_XL Telescopisch\36-724 Anlagenansicht 4-flügelig Deckenmontage.slddrw

MUTO Comfort Telescopic layout view 4 panel / fixed at ceiling



max. panel weight	4x 80kg
max. panel height	3000mm
glass thickness/type	8-13,5mm TSG/LSG

		glass width QM without handle bar	glass width SM without handle bar	glass width QM with handle bar	glass width SM with handle bar
without Dormotion	min.	600	600	665	535
	max.	1000	1000	1065	935
with Dormotion	min.	790	790	855	725
	max.	1000	1000	1065	935
		profile length B without handle bar	light opening LW without handle bar	profile length B with handle bar	light opening LW with handle bar
without Dormotion	min.	3496	2286	3366	2286
	max.	5896	3886	5766	3886
with Dormotion	min.	4636	3046	4506	3046
	max.	5896	3886	5766	3886
total profile length incl. End caps = profile length B + 2 x 2mm					

C:\Workspace\EDM104 Projects\Innovation\MUTO COMFORT60_DAS DETAIL\MUTO COMFORT104_XL Telescopisch\36-724 Anlagenansicht 4-flügelig Deckenmontage.slddrw