

INSTALLATION

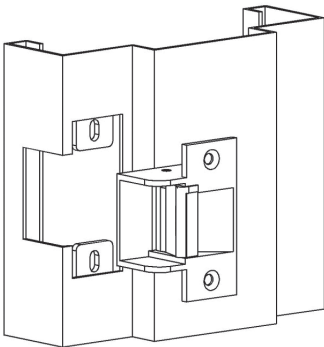
12C COMPACT ELECTRIC STRIKE

The 12C Compact Electric Strike is one of the smallest and most versatile strikes in the world today and is suitable for all types of door frames. Designed to replace the mechanical strike plate.

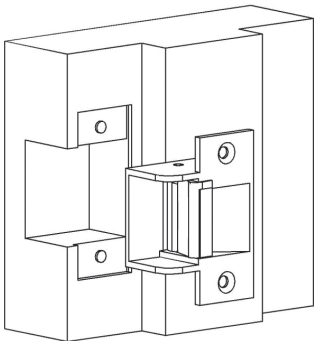
Minimal effort is required when installing the unit and the compact size assists with maintaining the integrity and strength of the door frame.

The 12C can be mounted on the right or left hand side of a frame and operates in Fail-Secure mode only. The compact strike is exclusively designed to retrofit "T" Strike applications.

METAL FRAME



WOOD FRAME

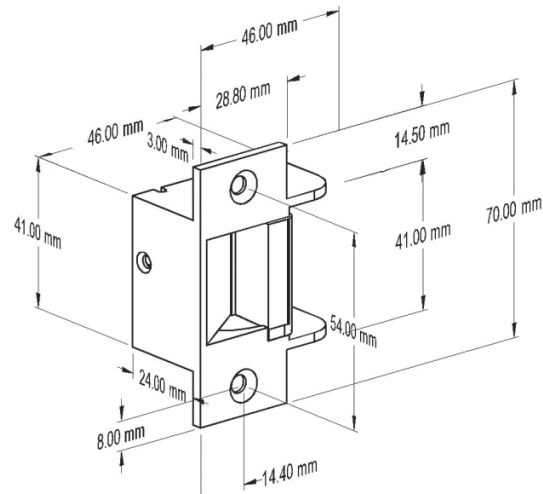


WIRING AND CURRENT DRAW

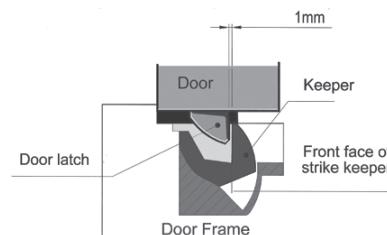
The control circuit for the door strike is not polarity sensitive.
~90mA @ 12VDC current draw.
Continuously rated solenoid.

NOTE: The product must **not** be installed in applications where it will be exposed to wind and weather (external gates etc.).

DIMENSIONS



DOOR LATCH POSITION



As drawn in the diagram, there should be a 1mm gap between the door latch and the front face of the strike keeper, preventing the door from creating back pressure on the strike keeper when the door is closed. This gap is important to ensure the proper functioning of the strike.