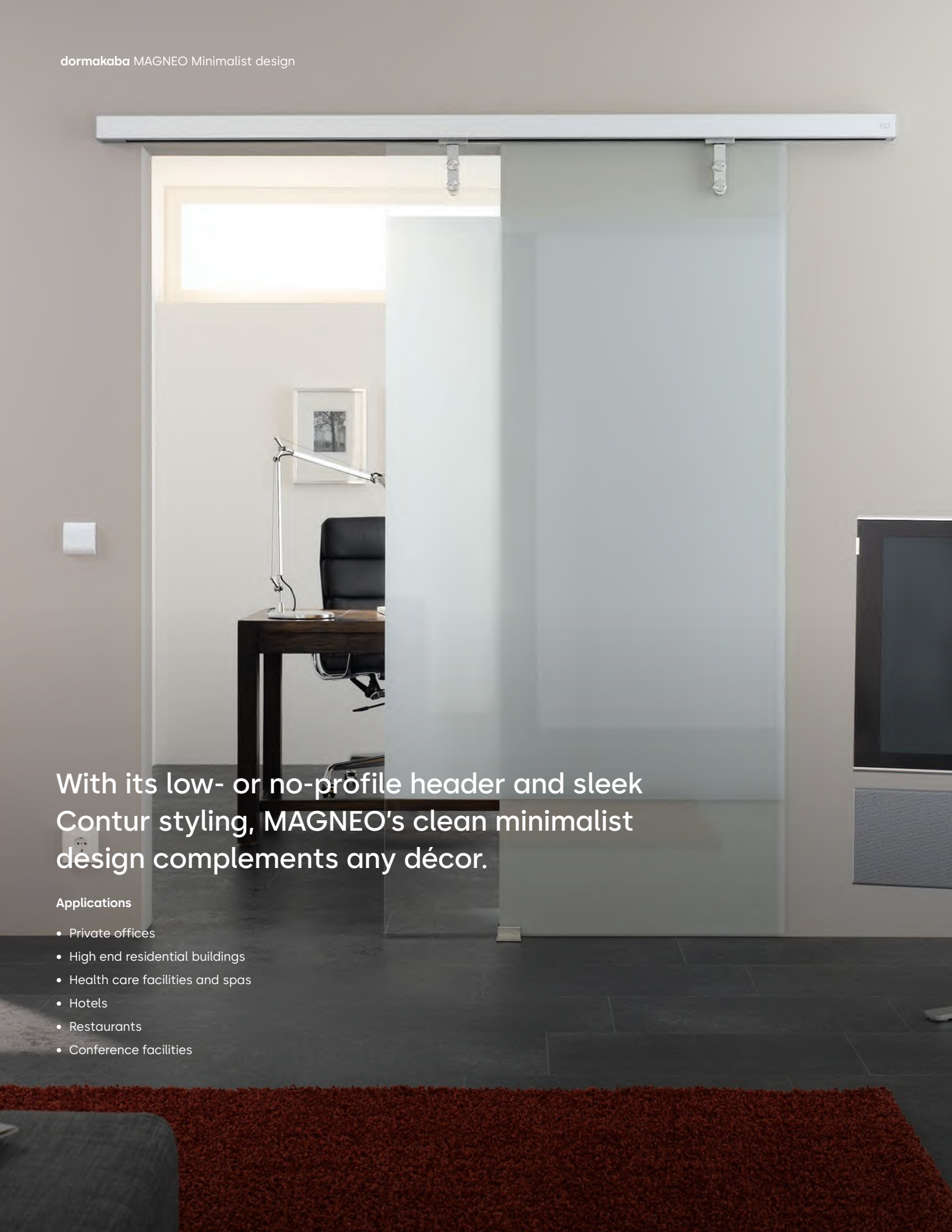


MAGNEO

Magnetic drive sliding entrance system

We make access in life **smart and secure.**





With its low- or no-profile header and sleek Contur styling, MAGNEO's clean minimalist design complements any décor.

Applications

- Private offices
- High end residential buildings
- Health care facilities and spas
- Hotels
- Restaurants
- Conference facilities

Dormakaba MAGNEO

Magnetic drive sliding entrance system

Powered by linear magnetic drive technology (LMD), the DORMA MAGNEO is a sliding entrance system designed for any modern interior, whether public, commercial, or private. Its sleek Contur design has minimalist clean lines that blend seamlessly to meet discriminating applications. Innovative magnetic technology ensures that the MAGNEO is safe, reliable, whisper quiet, and resistant to wear.

Ideal for both new and retrofit interior applications, the MAGNEO's modern design and easy operation make it an attractive and efficient way to update both the function and appearance of existing interior doorways.

The versatile MAGNEO meets all safety requirements for low energy applications. Its extra sensitive operation instantly detects any obstruction. Activation is achieved via touchless design push plate, radio remote control, or traditional infrared motion detectors.

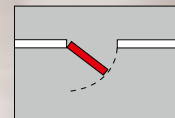


Space design flexibility

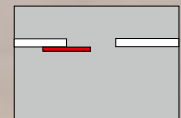
The MAGNEO sliding entrance system solves innumerable interior design problems by automating interior entrances in new ways and in new places. MAGNEO offers architects, builders, and interior designers the flexibility to dramatically transform and enhance interior spaces—whether in commercial, hospitality, or high end residential settings.

MAGNEO's revolutionary technology leads to revolutionary possibilities for incorporating automated openings into interior design.

MAGNEO solves design problems by automating interior entrances in new ways and in new places.



Conventional manual or automatic swing door



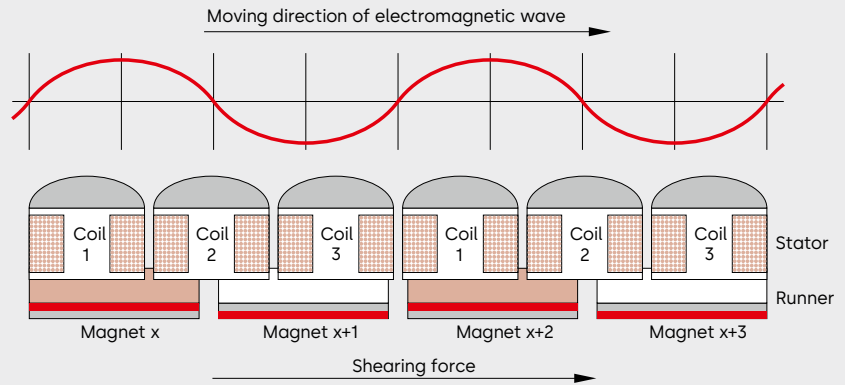
MAGNEO sliding entrance

Driven by linear magnetic drive technology

With LMD-enabled features, DORMA MAGNEO transforms the function and design of automatic sliding entrances:

- Fewer moving parts
- Minimal energy usage
- Minimal maintenance
- Low or no profile
- Whisper quiet, hands-free, space-saving operation
- Previously unimaginable functions and designs

Functional principle of MAGNEO



How does MAGNEO work? DORMA applied LMD technology—similar to the technology that propels Japanese bullet trains—to automatic entrance design. The result is MAGNEO, a unique sliding entrance system that operates like no other.


By using the attraction and repulsion of magnets, a computer-controlled set of coils pushes and pulls the door from one position to another. This technique makes the door glide effortlessly without the need for belts, pulleys, gears, or motors. In fact, literally no mechanical connection exists between the track and the door other than the wheels holding it up.

What benefits does LMD bring? LMD technology redefines both the

function and design of sliding entrance systems.

MAGNEO is so compact with so few parts that its profile is extremely low or non-existent. It operates on low energy and requires minimal maintenance. The sliding panel opens and closes hands free and in near silence—saving space as it moves back and forth on a flat plane.

Given these LMD-enabled features, MAGNEO sliding entrance systems work in ways and in places never before possible. Architects, builders, and interior designers can utilize the MAGNEO sliding entrance system to dramatically transform and enhance interior spaces and support green initiatives at the same time.




On light contact, the panel instantly stops and reverses direction.














The practical opening solution

- **Supports Green and LEED initiatives**—By using LMD technology, MAGNEO is a low energy system requiring minimal power. When used with a glass panel, it provides valuable daylighting to interior spaces.
- **Is ADA compatible**—MAGNEO meets all ADA requirements and provides automated barrier-free access. Low energy MAGNEO is safe without added safety sensors. On light contact, the door instantly stops and reverses direction.
- **Offers reduced lifetime cost of ownership**—MAGNEO has fewer moving parts and incurs less wear and tear, so it requires less maintenance than traditional automatic sliding doors.
- **Is whisper quiet**—MAGNEO's nearly silent operation is a plus in settings where noise and distractions need to be minimized.
- **Supports sanitary conditions**—When installed with an optional activation device that provides touchfree operation, MAGNEO can help prevent surface contamination.



Customizing options

Opening widths	Up to 34" (875 mm) Up to 39" (1000 mm) Up to 44" (1125 mm)		Activation devices	Easy Push-&-Go operation	
Operator mounting	On wall		Handle types	Wireless touch plate	
	In wall			Wireless touchless switch	
	On glass			Wireless key fob	
Door panel types Max panel weight: 175 lb (80 kg)	All glass – MANET fittings		Floor guide rails	Appropriate guides provided for each type of door. Glass doors have a simple guide; wood, metal, or custom doors have a concealed rail and guide.	
	All glass – clamp rail			MANET pull	
	Wood Metal Custom				



Entrance
Systems

Our Sustainability Commitment

We are committed to fostering sustainable development along our entire value chain in line with our economic, environmental and social responsibilities toward current and future generations.

Sustainability at product level is an important, future-oriented approach in the field of construction. In order to give quantified disclosures of a product's environmental impacts through its entire life cycle, dormakaba provides Environmental Product Declarations (EPDs), in which the results of the life cycle assessment (LCA) are presented.

The full EPD is available for download at

<https://www.dormakabagroup.com/en/sustainability/product-declarations>.

ENS_1638_BR_EN CEI 0225
Subject to change without notice

dormakaba USA Inc.

Dorma Drive, Drawer AC

Reamstown, PA 17567

844-SPECNOW



dormakaba.com