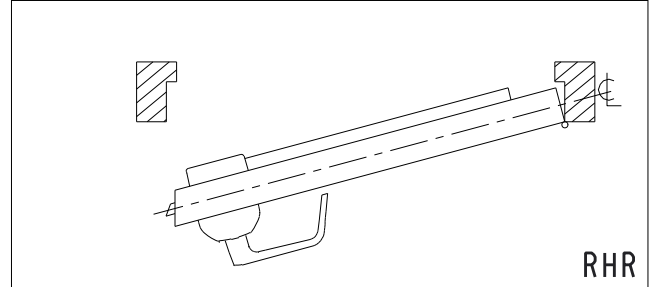
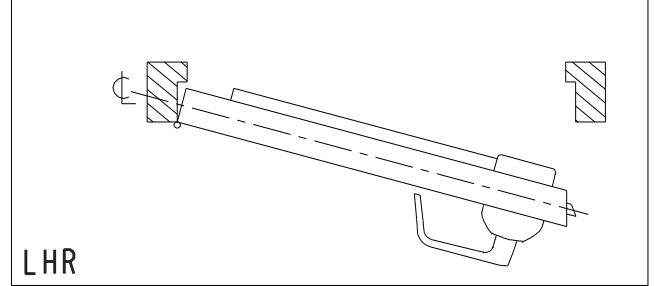


- NOTES:
- FOR DIMENSIONS AND TOLERANCES REFER TO CORRESPONDING DOOR PREPARATION DRAWING IP#.
 - FOR EXIT DEVICE AND MORTISE LOCK CUT-OUT REFER TO EXIT DEVICE MANUFACTURER INSTALLATION INSTRUCTIONS.
 - BACKSET SHOWN FOR REFERENCE ONLY, ADJUST BACKSET TO EXIT DEVICE MANUFACTURER INSTALLATION INSTRUCTIONS.
 - HOLES A: FROM THE INSIDE OF THE DOOR, DRILL HOLES (SEE TABLE)
 - SYMBOLS:
 - ∇ DEEP
 - $\text{---} \text{---}$ CENTER LINE OF DOOR
 - \varnothing DIAMETER
 - --- NOT TO SCALE
 - HOLES D: ONLY LOCK WITH MESSENGER OR BLUETOOTH. FOR COMPLETE HOLE PATTERN REFER TO DRAWING IP-515150/DT-515150 (SURFACE MOUNT VERTICAL RODS).
 - ALL DIMS INCHES [mm]

HOLE ID	DIM INCH/(mm)	∇ INCH/(mm)	COMMENTS
A	$\varnothing 5/16$ (7,95)	$\nabla 3/4$ (19,05)	SEE NOTE #4
B	$\varnothing 1/2$ (12,7)	*	-
C	$\varnothing 1$ (25,4)	*	SEE NOTE #2
D	$\varnothing 3/4$ (19,05)	*	SEE NOTE #6

* UNLESS OTHERWISE NOTED, DRILL HALF DOOR THICKNESS ON BOTH SIDES.

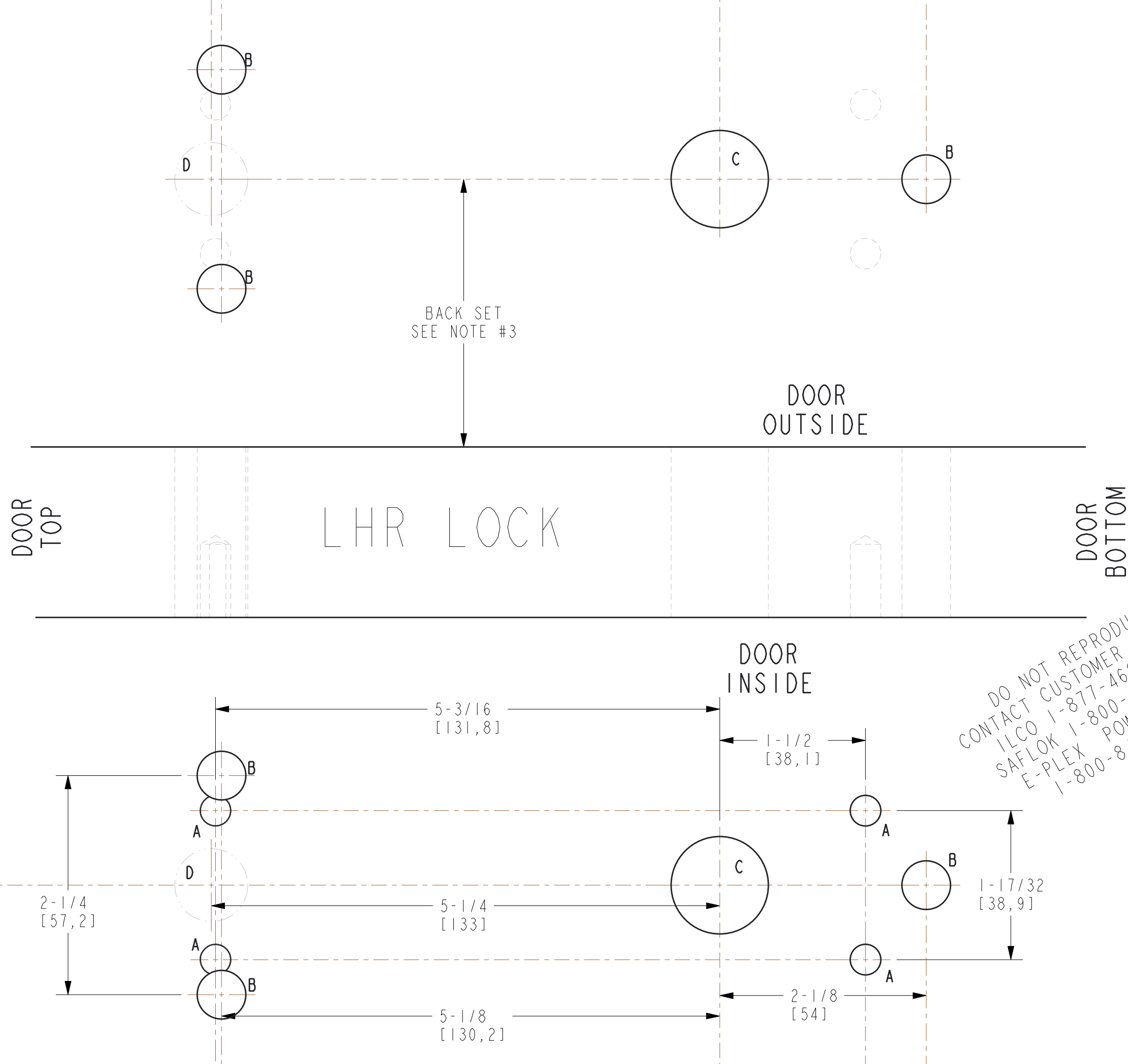


DO NOT REPRODUCE
CONTACT CUSTOMER SUPPORT
ILCO 1-877-468-3555
SAFLOK 1-800-999-6213
E-PLEX POWER-PLEX
1-800-849-8324

630, 730, 750, 79E, E-PLEX 2000
AND POWER-PLEX 2000 LOCK SERIES
DRILLING TEMPLATE
SARGENT 8710F



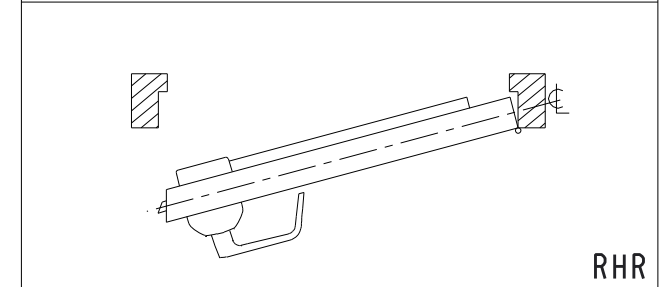
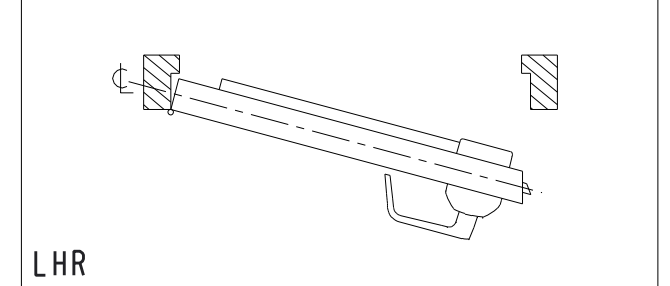
www.kabalodgingsupport.com	
SHEET	DATE
1 OF 2	11NO2016
ECN	UNE VERSION FRANCAISE DE CE DOCUMENT EST DISPONIBLE SUR DEMANDE.
16007	DT-513914
	REV-3



- NOTES:
- 1- FOR DIMENSIONS AND TOLERANCES REFER TO CORRESPONDING DOOR PREPARATION DRAWING IP#.
 - 2- FOR EXIT DEVICE AND MORTISE LOCK CUT-OUT REFER TO EXIT DEVICE MANUFACTURER INSTALLATION INSTRUCTIONS.
 - 3- BACKSET SHOWN FOR REFERENCE ONLY, ADJUST BACKSET TO EXIT DEVICE MANUFACTURER INSTALLATION INSTRUCTIONS.
 - 4- HOLES A: FROM THE INSIDE OF THE DOOR, DRILL HOLES (SEE TABLE)
 - 5- SYMBOLS: - ∇ DEEP
- \perp CENTER LINE OF DOOR
- \varnothing DIAMETER
- \rightarrow NOT TO SCALE
 - 6- HOLES D: ONLY LOCK WITH MESSENGER OR BLUETOOTH. FOR COMPLETE HOLE PATTERN REFER TO DRAWING IP-515150/DT-515150 (SURFACE MOUNT VERTICAL RODS).
 - 7- ALL DIMS INCHES [mm]

HOLE ID	DIM INCH/(mm)	∇ INCH/(mm)	COMMENTS
A	$\varnothing 5/16$ (7,95)	$\nabla 3/4$ (19,05)	SEE NOTE #4
B	$\varnothing 1/2$ (12,7)	*	-
C	$\varnothing 1$ (25,4)	*	SEE NOTE #2
D	$\varnothing 3/4$ (19,05)	*	SEE NOTE #6

* UNLESS OTHERWISE NOTED, DRILL HALF DOOR THICKNESS ON BOTH SIDES.



630, 730, 750, 79E, E-PLEX 2000 AND POWER-PLEX 2000 LOCK SERIES DRILLING TEMPLATE SARGENT 8710F



www.kabalodgingsupport.com

SHEET 2 OF 2	DATE 11NOV2016	UNE VERSION FRANCAISE DE CE DOCUMENT EST DISPONIBLE SUR DEMANDE.	
	ECN 16007	DT-513914	REV-3